

Exhibit 19

EEO-4

2005

EQUAL EMPLOYMENT OPPORTUNITY COMMISSION STATE AND LOCAL GOVERNMENT INFORMATION (EEO-4) EXCLUDE SCHOOL SYSTEMS AND EDUCATIONAL INSTITUTIONS (Read attached instructions prior to completing this form)				APPROVED BY OMB 3046-0008 EXPIRES 12/31/2005	
DO NOT ALTER INFORMATION PRINTED IN THIS BOX				MAIL COMPLETED FORM TO: State & Local Reporting Committee (EEO-4) PO Box 62229 Virginia Beach, VA 23466-2229	
A. TYPE OF GOVERNMENT (Check one box only)					
<input type="checkbox"/> 1. State <input type="checkbox"/> 2. County <input checked="" type="checkbox"/> 3. City <input type="checkbox"/> 4. Township <input type="checkbox"/> 5. Special District <input type="checkbox"/> 6. Other (Specify) _____					
B. IDENTIFICATION					
1. NAME OF POLITICAL JURISDICTION (If same as label, skip to Item C)					
2. Address--Number and Street		CITY/TOWN	COUNTY	STATE/ZIP	EEOC USE ONLY A B
C. FUNCTION					
(Check one box to indicate the function(s) for which this form is being submitted. Data should be reported for all departments and agencies in your government covered by the function(s) indicated. If you cannot supply the data for every agency within the function(s) attach a list showing name and address of agencies whose data are not included.)					
✓	1. Financial Administration. Tax billing and collection, budgeting, purchasing, central accounting and similar financial administration carried on by a treasurer's, auditor's or comptroller's office and		8. HEALTH. Provision of public health services, out-patient clinics, visiting nurses, food and sanitary inspections, mental health, alcohol rehabilitation service, etc.		
✓	GENERAL CONTROL. Duties usually performed by boards of supervisors or commissioners, central administration offices and agencies, central personnel or planning agencies, all judicial offices and employees (judges, magistrates, bailiffs, etc.)	✓	9. HOUSING. Code enforcement, low rent public housing, fair housing ordinance enforcement, housing for elderly, housing rehabilitation, rent control.		
✓	2. STREETS AND HIGHWAYS. Maintenance, repair, construction and administration of streets, alleys, sidewalks, roads, highways and bridges.	✓	10. COMMUNITY DEVELOPMENT. Planning, zoning, land development, open space, beautification, preservation.		
✓	3. PUBLIC WELFARE. Maintenance of homes and other institutions for the needy; administration of public assistance. (Hospitals and sanatoriums should be reported as item 7.)	✓	11. CORRECTIONS. Jails, reformatories, detention homes, half-way houses, prisons, parole and probation activities		
✓	4. POLICE PROTECTION. Duties of a police department sheriffs, constable's, coroner's office, etc., including technical and clerical employees engaged in police activities.	✓	12. UTILITIES AND TRANSPORTATION. Includes water supply, electric power, transit, gas, airports, water transportation and terminals.		
✓	5. FIRE PROTECTION. Duties of the uniformed fire force and clerical employees. (Report any forest fire protection activities as item 6.)	✓	13. SANITATION AND SEWAGE. Street cleaning, garbage and refuse collection and disposal. Provision, maintenance and operation of sanitary and storm sewer systems and sewage disposal plants.		
✓	6. NATURAL RESOURCES. Agriculture, forestry, forest fire protection, irrigation drainage, flood control, etc., and PARKS AND RECREATION. Provision, maintenance and operation of parks, playgrounds, swimming pools, auditoriums, museums, marinas, zoos, etc.		14. EMPLOYMENT SECURITY STATE GOVERNMENTS ONLY		
	7. HOSPITALS AND SANATORIUMS. Operation and maintenance of institutions for inpatient medical care.		15. OTHER (Specify on Page Four)		

D. EMPLOYMENT DATA AS OF JUNE 30

(Do not include elected/appointed officials. Blanks will be counted as zero)

1. FULL-TIME EMPLOYEES (Temporary employees are not included)

JOB CATEGORIES	ANNUAL SALARY (In thousands 000)	MALE						FEMALE				
		TOTAL (COLUMNS B-K)	NON-HISPANIC ORIGIN		HISPANIC	ASIAN OR PACIFIC ISLANDER	AMERICAN INDIAN OR ALASKAN NATIVE	NON-HISPANIC ORIGIN		HISPANIC	ASIAN OR PACIFIC ISLANDER	AMERICAN INDIAN OR ALASKAN NATIVE
			WHITE	Black				White	Black			
		A	B	C	D	E	F	G	H	I	J	K
OFFICIALS ADMINISTRATORS	1. \$0.1-15.9											
	2. 16.0-19.9											
	3. 20.0-24.9											
	4. 25.0-32.9											
	5. 33.0-42.9											
	6. 43.0-54.9											
	7. 55.0-69.9											
	8. 70.0 PLUS											
PROFESSIONALS	9. \$0.1-15.9											
	10. 16.0-19.9											
	11. 20.0-24.9											
	12. 25.0-32.9											
	13. 33.0-42.9											
	14. 43.0-54.9											
	15. 55.0-69.9											
	16. 70.0 PLUS											
TECHNICIANS	17. \$0.1-15.9											
	18. 16.0-19.9											
	19. 20.0-24.9											
	20. 25.0-32.9											
	21. 33.0-42.9											
	22. 43.0-54.9											
	23. 55.0-69.9											
	24. 70.0 PLUS											
PROTECTIVE SERVICE	25. \$0.1-15.9											
	26. 16.0-19.9											
	27. 20.0-24.9											
	28. 25.0-32.9											
	29. 33.0-42.9											
	30. 43.0-54.9											
	31. 55.0-69.9											
	32. 70.0 PLUS											
PARA- PROFESSIONALS	33. \$0.1-15.9											
	34. 16.0-19.9											
	35. 20.0-24.9											
	36. 25.0-32.9											
	37. 33.0-42.9											
	38. 43.0-54.9											
	39. 55.0-69.9											
	40. 70.0 PLUS											
ADMINISTRATIVE SUPPORT	41. \$0.1-15.9											
	42. 16.0-19.9											
	43. 20.0-24.9											
	44. 25.0-32.9											
	45. 33.0-42.9											
	46. 43.0-54.9											
	47. 55.0-69.9											
	48. 70.0 PLUS											

D. EMPLOYMENT DATA AS OF JUNE 30 (Cont.)

(Do not include elected/appointed officials. Blanks will be counted as zero)

1. FULL-TIME EMPLOYEES (Temporary employees are not included)

JOB CATEGORIES	ANNUAL SALARY (in thousands 000)	MALE						FEMALE				
		TOTAL (COLUMNS B-K)	NON-HISPANIC ORIGIN		HISPANIC	ASIAN OR PACIFIC ISLANDER	AMERICAN INDIAN OR ALASKAN NATIVE	NON-HISPANIC ORIGIN		HISPANIC	ASIAN OR PACIFIC ISLANDER	AMERICAN INDIAN OR ALASKAN NATIVE
			WHITE	Black				White	Black			
		A	B	C	D	E	F	G	H	I	J	K
SKILLED CRAFT	49. \$0.1-15.9											
	50. 16.0-19.9											
	51. 20.0-24.9											
	52. 25.0-32.9											
	53. 33.0-42.9											
	54. 43.0-54.9											
	55. 55.0-69.9											
	56. 70.0 PLUS											
SERVICE MAINTENANCE	57. \$0.1-15.9											
	58. 16.0-19.9											
	59. 20.0-24.9											
	60. 25.0-32.9											
	61. 33.0-42.9											
	62. 43.0-54.9											
	63. 55.0-69.9											
	64. 70.0 PLUS											
65. TOTAL FULL TIME												
(LINES 1 - 64)												
2. OTHER THAN FULL-TIME EMPLOYEES (Including temporary employees)												
66. OFFICIALS/ADMIN												
67. PROFESSIONALS												
68. TECHNICIANS												
69. PROTECTIVE SERVICE												
70. PARA-PROFESSIONAL												
71. ADMIN. SUPPORT												
72. SKILLED CRAFT												
73. SERVICE/MAINTENANCE												
74. TOTAL OTHER THAN FULL TIME												
(LINES 66 - 73)												
3. NEW HIRES DURING FISCAL YEAR - Permanent full time only JULY 1 - JUNE 30												
75. OFFICIALS/ADMIN												
76. PROFESSIONALS												
77. TECHNICIANS												
78. PROTECTIVE SERVICE												
79. PARA-PROFESSIONAL												
80. ADMIN. SUPPORT												
81. SKILLED CRAFT												
82. SERVICE/MAINTENANCE												
83. TOTAL NEW HIRES												
(LINES 75 - 82)												

REMARKS (List National Crime Information Center (NCIC) number assigned to any Criminal Justice Agencies whose data are included in this report)

LIST AGENCIES INCLUDED ON THIS FORM

CERTIFICATION. I certify that the information given in this report is correct and true to the best of my knowledge and was reported in accordance with accompanying instructions. (Willfully false statements on this report are punishable by law, US Code, Title 18, Section 1001.)

NAME OF PERSON TO CONTACT REGARDING THIS FORM

TITLE

ADDRESS (Number and Street, City, State, Zip Code)

TELEPHONE NUMBER

extension:

FAX NUMBER

DATE

TYPED NAME/TITLE OF AUTHORIZED OFFICIAL

SIGNATURE

E-MAIL

EEOC FORM 164, FEB 97 (Previous Editions Obsolete)

PAGE 4

SUMMARY SHEET		CONTROL NUMBER
State and Local Government Information (EEO-4)		
<p>NAME OF JURISDICTION: _____ TOTAL FULL-TIME EMPLOYMENT: _____</p>		
<p>A. Circle the functions <u>Covered</u> in the attached report:</p> <ol style="list-style-type: none"> 1. Financial Administration _____ 2. Streets and Highways _____ 3. Public Welfare _____ 4. Police Protection _____ 5. Fire Protection _____ 6. Natural Resources _____ 7. Hospitals & Sanatoriums _____ 8. Health _____ 9. Housing _____ 10. Community Development _____ 11. Corrections _____ 12. Utilities & Transportation _____ 13. Sanitation & Sewage _____ 14. Employment Security _____ 15. Other _____ 	<p>B. Circle the functions <u>Not Covered</u> in the attached report that are not performed by your jurisdiction:</p> <ol style="list-style-type: none"> 1. Financial Administration _____ 2. Streets and Highways _____ 3. Public Welfare _____ 4. Police Protection _____ 5. Fire Protection _____ 6. Natural Resources _____ 7. Hospitals & Sanatoriums _____ 8. Health _____ 9. Housing _____ 10. Community Development _____ 11. Corrections _____ 12. Utilities & Transportation _____ 13. Sanitation & Sewage _____ 14. Employment Security _____ 15. Other _____ 	<p>C. Circle the functions <u>Not Covered</u> in the attached report which will be reported at a later date. Specify date of filing next to function:</p> <ol style="list-style-type: none"> 1. Financial Administration _____ 2. Streets and Highways _____ 3. Public Welfare _____ 4. Police Protection _____ 5. Fire Protection _____ 6. Natural Resources _____ 7. Hospitals & Sanatoriums _____ 8. Health _____ 9. Housing _____ 10. Community Development _____ 11. Corrections _____ 12. Utilities & Transportation _____ 13. Sanitation & Sewage _____ 14. Employment Security _____ 15. Other _____
<p>D. As stated on page 2 of the instruction booklet, if one official can certify as to the accuracy and completeness of the entire EEO-4 report, the following certification may be used.</p> <p style="text-align: center;">CERTIFICATION: I certify that the information in the attached EEO-4 reports is complete, correct and true to the best of my knowledge and was reported in accordance with EEO-4 instructions (Willfully false statements on the attached EEO-4 reports are punishable by law, U.S. Code, Title 18, Section 1001.)</p>		
TELEPHONE NUMBER	TYPED NAME/TITLE OF AUTHORIZED OFFICIAL	SIGNATURE
DATE		DATE
<p>EEOC form 352 FEB 97 U.S.GPO: 1997-519-992 PLEASE KEEP A COPY OF THIS SUMMARY SHEET FOR YOUR FILES. ORIGINAL</p>		

REV. HEO-4 1995

YAKIMA CITY
PERSONNEL OFFICER
129 N 2ND ST
YAKIMA, WA 98901

FUNCTION 01. CITY MANAGEMENT

CITY OF YAKIMA
STATE AND LOCAL GOVERNMENT INFORMATION
2005 HEO-4 REPORT

CONTROL NUMBER 53302640

PAGE 001

012 014 016 017 019

PERIOD ENDING DATE: 06/30/2005

1. FULL-TIME EMPLOYEES

JOB CATEGORY	SALARIES	TOTAL A	MALE			FEMALE			K		
			B	C	D	E	F	G		H	I
OFFICIAL/ADM	01 \$ 0.1-15.9 02 16.0-19.9 03 20.0-24.9 04 25.0-32.9 05 33.0-42.9 06 43.0-54.9 07 55.0-69.9 08 70.0 PLUS	1 2 10	1 4 1								
PROFESSIONAL	09 \$ 0.1-15.9 10 16.0-19.9 11 20.0-24.9 12 25.0-32.9 13 33.0-42.9 14 43.0-54.9 15 55.0-69.9 16 70.0 PLUS	1 1									
TECHNICIANS	17 \$ 0.1-15.9 18 16.0-19.9 19 20.0-24.9 20 25.0-32.9 21 33.0-42.9 22 43.0-54.9 23 55.0-69.9 24 70.0 PLUS	2									
PROTECT/SRVCS	25 \$ 0.1-15.9 26 16.0-19.9 27 20.0-24.9 28 25.0-32.9 29 33.0-42.9 30 43.0-54.9 31 55.0-69.9 32 70.0 PLUS										

REV. BEO-4 1995

YAKIMA CITY
PERSONNEL OFFICER
129 N 2ND ST
YAKIMA, WA 98901

FUNCTION 01 CITY MANAGEMENT

CITY OF YAKIMA
STATE AND LOCAL GOVERNMENT INFORMATION
2005 BEO-4 REPORT

PAGE 002

012 014 016 017 019

CONTROL NUMBER 53302640

PERIOD ENDING DATE: 06/30/2005

JOB CATEGORY	SALARIES	TOTAL A	1. FULL-TIME EMPLOYEES					FEMALE				
			B	C	D	E	F	G	H	I	J	K
PARA-PROF	33 \$ 0.1-15.9	1						1				
	34 16.0-19.9											
	35 20.0-24.9											
	36 25.0-32.9	2										
	37 33.0-42.9	6										
	38 43.0-54.9											
	39 55.0-69.9											
	40 70.0 PLUS											
ADMIN SUPPORT	41 \$ 0.1-15.9											
	42 16.0-19.9											
	43 20.0-24.9											
	44 25.0-32.9	2										
	45 33.0-42.9	1										
	46 43.0-54.9											
	47 55.0-69.9											
	48 70.0 PLUS											
SKILLED CRAFT	49 \$ 0.1-15.9											
	50 16.0-19.9											
	51 20.0-24.9											
	52 25.0-32.9											
	53 33.0-42.9											
	54 43.0-54.9											
	55 55.0-69.9											
	56 70.0 PLUS											
SERV/MAINT	57 \$ 0.1-15.9											
	58 16.0-19.9											
	59 20.0-24.9											
	60 25.0-32.9											
	61 33.0-42.9											
	62 43.0-54.9											
	63 55.0-69.9											
	64 70.0 PLUS											
TOTAL FULL TIME	65	31	5	1						22		3

REV. EEO-4 1995

YAKIMA CITY
PERSONNEL OFFICER
129 N 2ND ST
YAKIMA, WA 98901

FUNCTION 01 CITY MANAGEMENT

CITY OF YAKIMA
STATE AND LOCAL GOVERNMENT INFORMATION
2005 EEO-4 REPORT

PAGE 003

012 014 016 017 019

CONTROL NUMBER 53302640

PERIOD ENDING DATE: 06/30/2005

2. OTHER THAN FULL-TIME EMPLOYEES

JOB CATEGORY	TOTAL A	MALE			FEMALE			K		
		B	C	D	E	F	G		H	I
OFFICIAL/ADM 56	1						1			
PROFESSIONAL 67										
TECHNICIANS 68										
PROTECT/SRVCS 69	3	1					2			
PARA-PROF 70	2						1			
ADMIN SUPPORT 71										
SKILLED CRAFT 72										
SERV/MAINT 73										
TOTAL OTHER THAN F-T 74	6	1					4			1

3. NEW HIRES DURING FISCAL YEAR - FULL TIME ONLY

OFFICIAL/ADM 75	1
PROFESSIONAL 76	
TECHNICIANS 77	
PROTECT/SRVCS 78	
PARA-PROF 79	
ADMIN SUPPORT 80	
SKILLED CRAFT 81	
SERV/MAINT 82	
TOTAL NEW HIRES 83	1

CERTIFICATION. I CERTIFY THAT THE INFORMATION GIVEN IN THIS REPORT IS CORRECT AND TRUE TO THE BEST OF MY KNOWLEDGE AND WAS REPORTED IN ACCORDANCE WITH ACCOMPANYING INSTRUCTIONS. (WILFULLY FALSE STATEMENTS ON THIS REPORT ARE PUNISHABLE BY LAW. U. S. CODE, TITLE 18, SECTION 1001).

CONTACT: ARCHIE M. SUTTON
ADDRESS: 129 N 2ND ST. YAKIMA, WA 98901
NAME TYPED: ARCHIE M. SUTTON, PERSONNEL OFFICER
SIGNATURE:

TITLE: HUMAN RESOURCES MANAGER
PHONE: (509) 575-6090
DATE:

REV. EEC-4 1995

YAKIMA CITY
PERSONNEL OFFICER
129 N 2ND ST
YAKIMA, WA 98901

FUNCTION 02 FINANCE AND BUDGET

CITY OF YAKIMA
STATE AND LOCAL GOVERNMENT INFORMATION
2005 EEO-4 REPORT

PAGE 004

015 018 038 052 054

PERIOD ENDING DATE: 06/30/2005

CONTROL NUMBER 53302640

1. FULL-TIME EMPLOYEES

JOB CATEGORY	SALARIES	TOTAL			MALE			FEMALE				
		A	B	C	D	E	F	G	H	I	J	K
OFFICIAL/ADM	01 \$ 0.1-15.9	6	3					3				
	02 16.0-19.9											
	03 20.0-24.9											
	04 25.0-32.9											
	05 33.0-42.9											
	06 43.0-54.9											
	07 55.0-69.9											
	08 70.0 PLUS											
PROFESSIONAL	09 \$ 0.1-15.9											
	10 16.0-19.9											
	11 20.0-24.9											
	12 25.0-32.9											
	13 33.0-42.9											
	14 43.0-54.9											
	15 55.0-69.9											
	16 70.0 PLUS											
TECHNICIANS	17 \$ 0.1-15.9											
	18 16.0-19.9											
	19 20.0-24.9											
	20 25.0-32.9											
	21 33.0-42.9											
	22 43.0-54.9											
	23 55.0-69.9											
	24 70.0 PLUS											
PROTECT/SRVCS	25 \$ 0.1-15.9											
	26 16.0-19.9											
	27 20.0-24.9											
	28 25.0-32.9											
	29 33.0-42.9											
	30 43.0-54.9											
	31 55.0-69.9											
	32 70.0 PLUS											

REV. EEO-4 1995

YAKIMA CITY
PERSONNEL OFFICER
129 N 2ND ST
YAKIMA, WA 98901

FUNCTION 02 FINANCE AND BUDGET

CITY OF YAKIMA
STATE AND LOCAL GOVERNMENT INFORMATION
2005 EEO-4 REPORT

PAGE 005

015 018 038 052 054

CONTROL NUMBER 53302640

PERIOD ENDING DATE: 06/30/2005

JOB CATEGORY	TOTAL A	1. FULL-TIME EMPLOYERS												
		MALE						FEMALE						
		B	C	D	E	F	G	H	I	J	K			
PARA-PROF														
33 \$ 0.1-15.9	3						1	1	1					
34 16.0-19.9	3						2							
35 20.0-24.9	1													
36 25.0-32.9														
37 33.0-42.9														
38 43.0-54.9														
39 55.0-69.9														
40 70.0 PLUS														
ADMIN SUPPORT														
41 \$ 0.1-15.9	4						3							
42 16.0-19.9	3						5							
43 20.0-24.9	1						1							
44 25.0-32.9														
45 33.0-42.9														
46 43.0-54.9														
47 55.0-69.9														
48 70.0 PLUS														
SKILLED CRAFT														
49 \$ 0.1-15.9	1													
50 16.0-19.9	1													
51 20.0-24.9														
52 25.0-32.9														
53 33.0-42.9														
54 43.0-54.9														
55 55.0-69.9														
56 70.0 PLUS														
SERV/MAINT														
57 \$ 0.1-15.9	5													
58 16.0-19.9	3													
59 20.0-24.9														
60 25.0-32.9														
61 33.0-42.9														
62 43.0-54.9														
63 55.0-69.9														
64 70.0 PLUS														
TOTAL FULL TIME	60	19	2	1	1	28	1	5	1	3				

REV. EEO-4 1995

YAKIMA CITY
PERSONNEL OFFICER
129 N 2ND ST
YAKIMA, WA 98901

FUNCTION 02 FINANCE AND BUDGET

CITY OF YAKIMA
STATE AND LOCAL GOVERNMENT INFORMATION
2005 EEO-4 REPORT

PAGE 006

015 018 038 052 054

CONTROL NUMBER 53302640

PERIOD ENDING DATE: 06/30/2005

2. OTHER THAN FULL-TIME EMPLOYEES

JOB CATEGORY	TOTAL A	MALE				FEMALE					
		B	C	D	E	F	G	H	I	J	K
OFFICIAL/ADM 66	1	1									
PROFESSIONAL 67	1	1									
TECHNICIANS 68	3	1				1					
PROTECT/SRVCS 69	1	1				2					
PARA-PROF 70	1	1									
ADMIN SUPPORT 71	1	1									
SKILLED CRAFT 72	1	1									
SERV/MAINT 73	1	1									
TOTAL OTHER THAN F-T 74	6	3				3					

3. NEW HIRES DURING FISCAL YEAR - FULL TIME ONLY

OFFICIAL/ADM 75	2
PROFESSIONAL 76	1
TECHNICIANS 77	1
PROTECT/SRVCS 78	1
PARA-PROF 79	2
ADMIN SUPPORT 80	1
SKILLED CRAFT 81	2
SERV/MAINT 82	2

TOTAL
NEW HIRES 83

7	1	2	1	2
---	---	---	---	---

CERTIFICATION. I CERTIFY THAT THE INFORMATION GIVEN IN THIS REPORT IS CORRECT AND TRUE TO THE BEST OF MY KNOWLEDGE AND WAS REPORTED IN ACCORDANCE WITH ACCOMPANYING INSTRUCTIONS. (WILFULLY FALSE STATEMENTS ON THIS REPORT ARE PUNISHABLE BY LAW. U. S. CODE, TITLE 18, SECTION 1001).

CONTACT: ARCHIE M. SUTTON
ADDRESS: 129 N 2ND ST. YAKIMA, WA 98901
NAME TYPED: ARCHIE M. SUTTON, PERSONNEL OFFICER
SIGNATURE:

TITLE: HUMAN RESOURCES MANAGER
PHONE: (509) 575-6090
DATE:

REV. NEO-4 1995

YAKIMA CITY
PERSONNEL OFFICER
129 N 2ND ST
YAKIMA, WA 98901

FUNCTION 03 PUBLIC WORKS

CITY OF YAKIMA
STATE AND LOCAL GOVERNMENT INFORMATION
2005 NEO-4 REPORT

PAGE 007

131 133 141 144 462
471 551 560

CONTROL NUMBER 53302640

PERIOD ENDING DATE: 06/30/2005

JOB CATEGORY	SALARIES	TOTAL A	1. FULL-TIME EMPLOYEES												
			B	C	MALE			FEMALE			J			K	
OFFICIAL/ADM					D	E	F	G	H	I	J	K			
01 \$ 0.1-15.9															
02 16.0-19.9															
03 20.0-24.9															
04 25.0-32.9															
05 33.0-42.9															
06 43.0-54.9		1						1							
07 55.0-69.9															
08 70.0 PLUS		5						3							
PROFESSIONAL															
09 \$ 0.1-15.9															
10 16.0-19.9															
11 20.0-24.9															
12 25.0-32.9															
13 33.0-42.9															
14 43.0-54.9															
15 55.0-69.9		1													
16 70.0 PLUS		1						1							
TECHNICIANS															
17 \$ 0.1-15.9															
18 16.0-19.9		1													
19 20.0-24.9															
20 25.0-32.9															
21 33.0-42.9		2													
22 43.0-54.9		5													
23 55.0-69.9		7													
24 70.0 PLUS		5													
PROTECT/SRVCS															
25 \$ 0.1-15.9															
26 16.0-19.9															
27 20.0-24.9															
28 25.0-32.9															
29 33.0-42.9															
30 43.0-54.9															
31 55.0-69.9															
32 70.0 PLUS		2													

REV. EEO-4 1995

YAKIMA CITY
PERSONNEL OFFICER
129 N 2ND ST
YAKIMA, WA 98901

FUNCTION 03 PUBLIC WORKS

CITY OF YAKIMA
STATE AND LOCAL GOVERNMENT INFORMATION
2005 EEO-4 REPORT

PAGE 008

131 133 141 144 462
471 551 560

CONTROL NUMBER 53302640

PERIOD ENDING DATE: 06/30/2005

JOB CATEGORY	SALARIES	TOTAL A	1. FULL-TIME EMPLOYERS									
			B	C	MALE D	E	F	G	H	1 I	J	K
PARA-PROF	33 \$ 0.1-15.9											
	34 16.0-19.9											
	35 20.0-24.9											
	36 25.0-32.9	2	1				1					
	37 33.0-42.9	1	1									
	38 43.0-54.9	2					2					
	39 55.0-69.9	1	1									
	40 70.0 PLUS											
ADMIN SUPPORT	41 \$ 0.1-15.9											
	42 16.0-19.9											
	43 20.0-24.9											
	44 25.0-32.9	7										
	45 33.0-42.9	4	1	1			6			1		
	46 43.0-54.9	2	1				2					
	47 55.0-69.9						1					
	48 70.0 PLUS											
SKILLED CRAFT	49 \$ 0.1-15.9	1	1									
	50 16.0-19.9											
	51 20.0-24.9											
	52 25.0-32.9											
	53 33.0-42.9	3	3									
	54 43.0-54.9	6	5				1					
	55 55.0-69.9											
	56 70.0 PLUS											
SERV/MAINT	57 \$ 0.1-15.9	8	6		1							
	58 16.0-19.9	7	3	2			1					
	59 20.0-24.9	2	1				2					
	60 25.0-32.9	15	9	2			1					
	61 33.0-42.9	55	23	8	9	3	1	8	1	3		
	62 43.0-54.9											
	63 55.0-69.9	1	1									
	64 70.0 PLUS											
TOTAL FULL TIME		148	80	13	14	2	1	33	1	4		

REV. EEO-4 1995

YAKIMA CITY
PERSONNEL OFFICER
129 N 2ND ST
YAKIMA, WA 98901

FUNCTION 03 PUBLIC WORKS

CITY OF YAKIMA
STATE AND LOCAL GOVERNMENT INFORMATION
2005 REQ-4 REPORT

PAGE 009

131 133 141 144 452
471 551 560

CONTROL NUMBER 53302640

PERIOD ENDING DATE: 06/30/2005

2. OTHER THAN FULL-TIME EMPLOYEES

JOB CATEGORY	SALARIES	TOTAL A	MALE			FEMALE			J	K
			B	C	D	E	F	G		
OFFICIAL/ADM 56										
PROFESSIONAL 57										
TECHNICIANS 68		1	1							
PROTECT/SRVCS 69										
PARA-PROF 70		1					1			
ADMIN SUPPORT 71										
SKILLED CRAFT 72										
SERV/MAINT 73		108	42		7		2	51	1	3
TOTAL OTHER 74		110	43		7		2	52	1	3
THAN F-T										

3. NEW HIRES DURING FISCAL YEAR - FULL TIME ONLY

OFFICIAL/ADM 75	
PROFESSIONAL 76	
TECHNICIANS 77	
PROTECT/SRVCS 78	
PARA-PROF 79	
ADMIN SUPPORT 80	
SKILLED CRAFT 81	
SERV/MAINT 82	
TOTAL	8
NEW HIRES 83	5

CERTIFICATION. I CERTIFY THAT THE INFORMATION GIVEN IN THIS REPORT IS CORRECT AND TRUE TO THE BEST OF MY KNOWLEDGE AND WAS REPORTED IN ACCORDANCE WITH ACCOMPANYING INSTRUCTIONS. (WILFULLY FALSE STATEMENTS ON THIS REPORT ARE PUNISHABLE BY LAW. U. S. CODE, TITLE 18, SECTION 1001).

CONTACT: ARCHIE M. SUTTON
ADDRESS: 129 N 2ND ST. YAKIMA, WA 98901
NAME TYPED: ARCHIE M. SUTTON, PERSONNEL OFFICER
SIGNATURE:

TITLE: HUMAN RESOURCES MANAGER
PHONE: (509) 575-6090

DATE:

REV. BEC-4 1995

YAKIMA CITY
PERSONNEL OFFICER
129 N 2ND ST
YAKIMA, WA 98901

FUNCTION 04 POLICE PROTECTION

CITY OF YAKIMA
STATE AND LOCAL GOVERNMENT INFORMATION
2005 BEC-4 REPORT

PAGE 010

031 630

PERIOD ENDING DATE: 06/30/2005

CONTROL NUMBER 53302640

1. FULL-TIME EMPLOYEES

JOS CATEGORY	SALARIES	TOTAL A	MALE			FEMALE			J	K
			B	C	D	E	F	G		
OFFICIAL/ADM	01 \$ 0.1-15.9									
	02 16.0-19.9									
	03 20.0-24.9									
	04 25.0-32.9									
	05 33.0-42.9									
	06 43.0-54.9									
	07 55.0-69.9									
	08 70.0 PLUS	1								
PROFESSIONAL	09 \$ 0.1-15.9									
	10 16.0-19.9									
	11 20.0-24.9									
	12 25.0-32.9									
	13 33.0-42.9									
	14 43.0-54.9									
	15 55.0-69.9									
	16 70.0 PLUS	8								
TECHNICIANS	17 \$ 0.1-15.9									
	18 16.0-19.9									
	19 20.0-24.9									
	20 25.0-32.9	1								
	21 33.0-42.9	1								
	22 43.0-54.9	3								
	23 55.0-69.9	15								
	24 70.0 PLUS									
PROTECT/SRVCS	25 \$ 0.1-15.9	1								
	26 16.0-19.9									
	27 20.0-24.9									
	28 25.0-32.9									
	29 33.0-42.9	9								
	30 43.0-54.9	18								
	31 55.0-69.9	74								
	32 70.0 PLUS									

REV. EEO-4 1995

YAKIMA CITY
PERSONNEL OFFICER
129 N 2ND ST
YAKIMA, WA 98901

FUNCTION 04 POLICE PROTECTION

CITY OF YAKIMA
STATE AND LOCAL GOVERNMENT INFORMATION
2005 EEO-4 REPORT

PAGE 011

031 630

PERIOD ENDING DATE: 06/30/2005

CONTROL NUMBER 53302640

		1. FULL-TIME EMPLOYERS										
		MALE					FEMALE					
		B	C	D	E	F	G	H	I	J	K	
JOB CATEGORY	SALARIES	TOTAL										
		A										
PARA-PROF	33 \$ 0.1-15.9											
	34 16.0-19.9											
	35 20.0-24.9											
	36 25.0-32.9											
	37 33.0-42.9											
	38 43.0-54.9											
	39 55.0-69.9											
	40 70.0 PLUS											
ADMIN SUPPORT	41 \$ 0.1-15.9	2					1					
	42 16.0-19.9											
	43 20.0-24.9											
	44 25.0-32.9	17					10		5			
	45 33.0-42.9	3					2		1			
	46 43.0-54.9	1										
	47 55.0-69.9	6					4		1			
	48 70.0 PLUS											
SKILLED CRAFT	49 \$ 0.1-15.9											
	50 16.0-19.9											
	51 20.0-24.9											
	52 25.0-32.9											
	53 33.0-42.9	1										
	54 43.0-54.9											
	55 55.0-69.9											
	56 70.0 PLUS											
SERV/MAINT	57 \$ 0.1-15.9											
	58 16.0-19.9											
	59 20.0-24.9											
	60 25.0-32.9	1										
	61 33.0-42.9	1					1					
	62 43.0-54.9											
	63 55.0-69.9	1										
	64 70.0 PLUS											
TOTAL FULL TIME		164	93	3	22	3	1	32			10	

REV. EEO-4 1995

YAKIMA CITY
PERSONNEL OFFICER
129 N 2ND ST
YAKIMA, WA 98901

FUNCTION 04 POLICE PROTECTION

CITY OF YAKIMA
STATE AND LOCAL GOVERNMENT INFORMATION
2005 EEO-4 REPORT

PAGE 012

031 639

CONTROL NUMBER 53302540

PERIOD ENDING DATE: 06/30/2005

JOB CATEGORY	SALARIES	TOTAL A	2. OTHER THAN FULL-TIME EMPLOYEES												
			MALE						FEMALE						
			B	C	D	E	F	G	H	I	J	K			
OFFICIAL/ADM 66															
PROFESSIONAL 67															
TECHNICIANS 68															
PROTECT/SRVCS 69															
PARA-PROF 70															
ADMIN SUPPORT 71		1						1							
SKILLED CRAFT 72		10	2		1			5		2					
SERV/MAINT 73															
TOTAL OTHER 74		11	2		1			6		2					
THAN F-T															
OFFICIAL/ADM 75															
PROFESSIONAL 76															
TECHNICIANS 77															
PROTECT/SRVCS 78		6	4					1		1					
PARA-PROF 79															
ADMIN SUPPORT 80		3						2		1					
SKILLED CRAFT 81															
SERV/MAINT 82															
TOTAL		9	4					3		2					
NEW HIRES															

3. NEW HIRES DURING FISCAL YEAR - FULL TIME ONLY

CERTIFICATION: I CERTIFY THAT THE INFORMATION GIVEN IN THIS REPORT IS CORRECT AND TRUE TO THE BEST OF MY KNOWLEDGE AND WAS REPORTED IN ACCORDANCE WITH ACCOMPANYING INSTRUCTIONS. (WILFULLY FALSE STATEMENTS ON THIS REPORT ARE PUNISHABLE BY LAW. U. S. CODE, TITLE 18, SECTION 1001).

CONTACT: ARCHIE M. SUTTON
ADDRESS: 129 N 2ND ST. YAKIMA, WA 98901
NAME TYPED: ARCHIE M. SUTTON. PERSONNEL OFFICER
SIGNATURE:

TITLE: HUMAN RESOURCES MANAGER
PHONE: (509) 575-6090
DATE:

REV. EEO-4 1995

YAKIMA CITY
PERSONNEL OFFICER
129 N 2ND ST
YAKIMA, WA 98901

FUNCTION 05 FIRE

CITY OF YAKIMA
STATE AND LOCAL GOVERNMENT INFORMATION
2005 EEO-4 REPORT

PAGE 013

032 151

CONTROL NUMBER 53302640

PERIOD ENDING DATE: 06/30/2005

JOB CATEGORY	TOTAL A	B	MALE			FEMALE			J	K
			C	D	E	F	G	H		
1. FULL-TIME EMPLOYEES										
OFFICIAL/ADM										
01 \$ 0.1-15.9										
02 15.0-19.9										
03 20.0-24.9										
04 25.0-32.9										
05 33.0-42.9										
06 43.0-54.9										
07 55.0-69.9										
08 70.0 PLUS	7	6		1						
PROFESSIONAL										
09 \$ 0.1-15.9										
10 15.0-19.9										
11 20.0-24.9										
12 25.0-32.9										
13 33.0-42.9	1	1								
14 43.0-54.9	13	10		1	1				1	
15 55.0-69.9	8	8								
16 70.0 PLUS										
TECHNICIANS										
17 \$ 0.1-15.9										
18 15.0-19.9										
19 20.0-24.9										
20 25.0-32.9										
21 33.0-42.9	2	1							1	
22 43.0-54.9	13	4							7	
23 55.0-69.9	1	1								2
24 70.0 PLUS										
PROTECT/SRVCS										
25 \$ 0.1-15.9	1	1								
26 15.0-19.9										
27 20.0-24.9										
28 25.0-32.9										
29 33.0-42.9										
30 43.0-54.9	14	12		1						
31 55.0-69.9	32	20	1	4	3				1	
32 70.0 PLUS	2	2							3	

REV. EEO-4 1995

YAKIMA CITY
PERSONNEL OFFICER
129 N 2ND ST
YAKIMA, WA 98901

FUNCTION 05 FIRE

CITY OF YAKIMA
STATE AND LOCAL GOVERNMENT INFORMATION
2005 EEO-4 REPORT

PAGE 014

012 151

CONTROL NUMBER 53302640

PERIOD ENDING DATE: 06/30/2005

		1. FULL-TIME EMPLOYEES										
		MALE					FEMALE					
		B	C	D	E	F	G	H	I	J	K	
		TOTAL										
		A										
SALARIES												
33	\$ 0.1-15.9											
34	16.0-19.9											
35	20.0-24.9											
36	25.0-32.9											
37	33.0-42.9											
38	43.0-54.9											
39	55.0-69.9											
40	70.0 PLUS											
ADMIN SUPPORT		1										
41	\$ 0.1-15.9											
42	16.0-19.9											
43	20.0-24.9											
44	25.0-32.9											
45	33.0-42.9											
46	43.0-54.9											
47	55.0-69.9											
48	70.0 PLUS											
SKILLED CRAFT												
49	\$ 0.1-15.9											
50	16.0-19.9											
51	20.0-24.9											
52	25.0-32.9											
53	33.0-42.9											
54	43.0-54.9											
55	55.0-69.9											
56	70.0 PLUS											
SERV/MAINT		1										
57	\$ 0.1-15.9											
58	16.0-19.9											
59	20.0-24.9											
60	25.0-32.9											
61	33.0-42.9											
62	43.0-54.9											
63	55.0-69.9											
64	70.0 PLUS											
TOTAL FULL TIME		104	71	1	7	4	2	15			4	

REV. REC-4 1995

YAKIMA CITY
PERSONNEL OFFICER
129 N 2ND ST
YAKIMA, WA 98901
FUNCTION 05 FIRE

CITY OF YAKIMA
STATE AND LOCAL GOVERNMENT INFORMATION
2005 EEO-4 REPORT

PAGE 015

032 151

CONTROL NUMBER 53302640

PERIOD ENDING DATE: 06/30/2005

2. OTHER THAN FULL-TIME EMPLOYEES

JOB CATEGORY	SALARIES					2. OTHER THAN FULL-TIME EMPLOYEES												
	TOTAL A	B	C	MALE D	FEMALE E	F	G	H	I	J	K							
OFFICIAL/ADM 66																		
PROFESSIONAL 67																		
TECHNICIANS 68																		
PROTECT/SRVCS 69																		
PARA-PROF 70																		
ADMIN SUPPORT 71	1																	
SKILLED CRAFT 72																		
SERV/MAINT 73																		
TOTAL OTHER THAN F-T 74	1																	

3. NEW HIRES DURING FISCAL YEAR - FULL TIME ONLY

OFFICIAL/ADM 75	
PROFESSIONAL 76	
TECHNICIANS 77	
PROTECT/SRVCS 78	
PARA-PROF 79	
ADMIN SUPPORT 80	1
SKILLED CRAFT 81	
SERV/MAINT 82	
TOTAL NEW HIRES 83	1

CERTIFICATION. I CERTIFY THAT THE INFORMATION GIVEN IN THIS REPORT IS CORRECT AND TRUE TO THE BEST OF MY KNOWLEDGE AND WAS REPORTED IN ACCORDANCE WITH ACCOMPANYING INSTRUCTIONS. (WILFULLY FALSE STATEMENTS ON THIS REPORT ARE PUNISHABLE BY LAW. U. S. CODE. TITLE 18, SECTION 1001).

CONTACT: ARCHIE M. SUTTON
ADDRESS: 129 N 2ND ST, YAKIMA, WA 98901
NAME TYPED: ARCHIE M. SUTTON, PERSONNEL OFFICER
SIGNATURE:

TITLE: HUMAN RESOURCES MANAGER
PHONE: (509) 575-6090
DATE:

REV. REC-4 1995

YAKIMA CITY
PERSONNEL OFFICER
129 N 2ND ST
YAKIMA, WA 98901

FUNCTION 06 ENGINEERING AND UTILITIES

CITY OF YAKIMA
STATE AND LOCAL GOVERNMENT INFORMATION
2005 REC-4 REPORT

CONTROL NUMBER 53302640

PAGE 016

041 473 474

PERIOD ENDING DATE: 06/30/2005

1. FULL-TIME EMPLOYEES

JOB CATEGORY	OFFICIAL/ADM	SALARIES	TOTAL	A	B	C	D	E	F	G	H	I	J	K
OFFICIAL/ADM	01	\$ 0.1-15.9												
	02	16.0-19.9												
	03	20.0-24.9												
	04	25.0-32.9												
	05	33.0-42.9												
	06	43.0-54.9												
	07	55.0-69.9												
	08	70.0 PLUS												
PROFESSIONAL	09	\$ 0.1-15.9	3											
	10	16.0-19.9												
	11	20.0-24.9												
	12	25.0-32.9												
	13	33.0-42.9												
	14	43.0-54.9												
	15	55.0-69.9												
	16	70.0 PLUS												
TECHNICIANS	17	\$ 0.1-15.9	2											
	18	16.0-19.9												
	19	20.0-24.9												
	20	25.0-32.9												
	21	33.0-42.9												
	22	43.0-54.9												
	23	55.0-69.9												
	24	70.0 PLUS												
PROTECT/SRVCS	25	\$ 0.1-15.9												
	26	16.0-19.9												
	27	20.0-24.9												
	28	25.0-32.9												
	29	33.0-42.9												
	30	43.0-54.9												
	31	55.0-69.9												
	32	70.0 PLUS												

REV. EEO-4 1995

YAKIMA CITY
PERSONNEL OFFICER
129 N 2ND ST
YAKIMA, WA 98901

FUNCTION 06

ENGINEERING AND UTILITIES

CITY OF YAKIMA
STATE AND LOCAL GOVERNMENT INFORMATION
2005 EEO-4 REPORT

PAGE 017

041 473 474

CONTROL NUMBER 53302640

PERIOD ENDING DATE: 06/30/2005

JOB CATEGORY	SALARIES	TOTAL A	1. FULL-TIME EMPLOYEES												
			MALE						FEMALE						
			B	C	D	E	F	G	H	I	J	K			
PARA-PROF															
33	\$ 0.1-15.9														
34	16.0-19.9														
35	20.0-24.9														
36	25.0-32.9														
37	33.0-42.9														
38	43.0-54.9														
39	55.0-69.9														
40	70.0 PLUS														
ADMIN SUPPORT															
41	\$ 0.1-15.9														
42	16.0-19.9														
43	20.0-24.9														
44	25.0-32.9	2						1							
45	33.0-42.9	2						2							
46	43.0-54.9	1													
47	55.0-69.9														
48	70.0 PLUS														
SKILLED CRAFT															
49	\$ 0.1-15.9	3	3												
50	16.0-19.9														
51	20.0-24.9														
52	25.0-32.9														
53	33.0-42.9	22	16		3		1								
54	43.0-54.9	18	16	1	1										
55	55.0-69.9	4	3												
56	70.0 PLUS														
SERV/MAINT															
57	\$ 0.1-15.9														
58	16.0-19.9														
59	20.0-24.9														
60	25.0-32.9														
61	33.0-42.9	6	5												
62	43.0-54.9														
63	55.0-69.9														
64	70.0 PLUS														
TOTAL FULL TIME		102	80	2	2	5	2	1	10	1			1		

REV. EEO-4 1995

YAKIMA CITY
PERSONNEL OFFICER
129 N 2ND ST
YAKIMA, WA 98901

FUNCTION 06 ENGINEERING AND UTILITIES

CITY OF YAKIMA
STATE AND LOCAL GOVERNMENT INFORMATION
2005 EEO-4 REPORT

PAGE 018

041 473 474

CONTROL NUMBER 53302640

PERIOD ENDING DATE: 06/30/2005

2. OTHER THAN FULL-TIME EMPLOYEES

JOB CATEGORY	TOTAL A	MALE				FEMALE					
		B	C	D	E	F	G	H	I	J	K
OFFICIAL/ADM 66											
PROFESSIONAL 67											
TECHNICIANS 68	5	3					2				
PROTECT/SRVCS 69											
PARA-PROF 70	1						1				
ADMIN SUPPORT 71											
SKILLED CRAFT 72	7	2		1			1		2		1
SERV/MAINT 73											
TOTAL OTHER THAN F-T 74	13	5		1			4		2		1

3. NEW HIRES DURING FISCAL YEAR - FULL TIME ONLY

OFFICIAL/ADM 75	
PROFESSIONAL 76	
TECHNICIANS 77	1
PROTECT/SRVCS 78	
PARA-PROF 79	
ADMIN SUPPORT 80	1
SKILLED CRAFT 81	
SERV/MAINT 82	
TOTAL	2
NEW HIRES 83	1

CERTIFICATION. I CERTIFY THAT THE INFORMATION GIVEN IN THIS REPORT IS CORRECT AND TRUE TO THE BEST OF MY KNOWLEDGE AND WAS REPORTED IN ACCORDANCE WITH ACCOMPANYING INSTRUCTIONS. (WILLFULLY FALSE STATEMENTS ON THIS REPORT ARE PUNISHABLE BY LAW, U. S. CODE, TITLE 18, SECTION 1001).

CONTACT: ARCHIE M. SUTTON
ADDRESS: 129 N 2ND ST. YAKIMA, WA 98901
NAME TYPED: ARCHIE M. SUTTON, PERSONNEL OFFICER
SIGNATURE:

TITLE: HUMAN RESOURCES MANAGER
PHONE: (509) 575-6090
DATE:

REV. EEO-4 1995

YAKIMA CITY
PERSONNEL OFFICER
129 N 2ND ST
YAKIMA, WA 98901

FUNCTION *of* COMMUNITY & ECONOMIC DEVELOPMENT

CITY OF YAKIMA
STATE AND LOCAL GOVERNMENT INFORMATION
2005 EEO-4 REPORT

CONTROL NUMBER 53302640

PAGE 019

021 022 051 124 125
140

PERIOD ENDING DATE: 06/30/2005

1. FULL-TIME EMPLOYEES

JOB CATEGORY	SALARIES	TOTAL										
		A	B	C	D	E	F	G	H	I	J	K
OFFICIAL/ADM	\$ 0.1-15.9											
01	16.0-19.9											
02	20.0-24.9											
03	25.0-32.9											
04	33.0-42.9											
05	43.0-54.9											
06	55.0-69.9											
07	70.0 PLUS											
08		4										
PROFESSIONAL	\$ 0.1-15.9											
09	16.0-19.9											
10	20.0-24.9											
11	25.0-32.9											
12	33.0-42.9											
13	43.0-54.9											
14	55.0-69.9											
15	70.0 PLUS											
16		1										
TECHNICIANS	\$ 0.1-15.9											
17	16.0-19.9											
18	20.0-24.9											
19	25.0-32.9											
20	33.0-42.9											
21	43.0-54.9											
22	55.0-69.9											
23	70.0 PLUS											
24		1										
PROTECT/SRVCS	\$ 0.1-15.9											
25	16.0-19.9											
26	20.0-24.9											
27	25.0-32.9											
28	33.0-42.9											
29	43.0-54.9											
30	55.0-69.9											
31	70.0 PLUS											
32		1										

REV. BEO-4 1995

YAKIMA CITY
PERSONNEL OFFICER
129 N 2ND ST
YAKIMA, WA 98901

FUNCTION 07 COMMUNITY & ECONOMIC DEVELOPMENT

CITY OF YAKIMA
STATE AND LOCAL GOVERNMENT INFORMATION
2005 BEO-4 REPORT

PAGE 020

021 022 051 124 125
140

PERIOD ENDING DATE: 06/30/2005

CONTROL NUMBER 53302640

		1. FULL-TIME EMPLOYERS										
		MALE					FEMALE					
		A	B	C	D	E	F	G	H	I	J	K
JOB CATEGORY	SALARIES	TOTAL										
PARA-PROF												
33	\$ 0.1-15.9											
34	16.0-19.9											
35	20.0-24.9											
36	25.0-32.9											
37	33.0-42.9											
38	43.0-54.9	1	1									
39	55.0-69.9											
40	70.0 PLUS											
ADMIN SUPPORT												
41	\$ 0.1-15.9											
42	16.0-19.9											
43	20.0-24.9											
44	25.0-32.9	2						1		1		
45	33.0-42.9	2						1		1		
46	43.0-54.9	1						1		1		
47	55.0-69.9	1						1		1		
48	70.0 PLUS											
SKILLED CRAFT												
49	\$ 0.1-15.9	1	1									
50	16.0-19.9											
51	20.0-24.9											
52	25.0-32.9											
53	33.0-42.9											
54	43.0-54.9	1	1									
55	55.0-69.9											
56	70.0 PLUS											
SERV/MAINT												
57	\$ 0.1-15.9											
58	16.0-19.9											
59	20.0-24.9											
60	25.0-32.9	1	1									
61	33.0-42.9	2	1					1				
62	43.0-54.9	1	1									
63	55.0-69.9											
64	70.0 PLUS											
TOTAL FULL TIME		44	21	1	1	1	1	1	16		3	

REV. EEO-4 1995

YAKIMA CITY
PERSONNEL OFFICER
129 N 2ND ST
YAKIMA, WA 98901

FUNCTION 07 COMMUNITY & ECONOMIC DEVELOPMENT

CITY OF YAKIMA
STATE AND LOCAL GOVERNMENT INFORMATION
2005 EEO-4 REPORT

PAGE 021

021 022 051 124 125
140

CONTROL NUMBER 53302640

PERIOD ENDING DATE: 06/30/2005

2. OTHER THAN FULL-TIME EMPLOYEES

JOB CATEGORY	SALARIES	TOTAL A	MALE			FEMALE			J	K
			B	C	D	E	F	G		

OFFICIAL/ADM	66									
PROFESSIONAL	67									
TECHNICIANS	68									
PROTECT/SRVCS	69									
PARA-PROF	70									
ADMIN SUPPORT	71	3	2							1
SKILLED CRAFT	72	5	1		2					2
SERV/MAINT	73									

TOTAL OTHER THAN F-T	74	8	3	2	2					3
-------------------------	----	---	---	---	---	--	--	--	--	---

3. NEW HIRES DURING FISCAL YEAR - FULL TIME ONLY

OFFICIAL/ADM	75									
PROFESSIONAL	76									
TECHNICIANS	77	1								1
PROTECT/SRVCS	78									
PARA-PROF	79									
ADMIN SUPPORT	80									
SKILLED CRAFT	81									
SERV/MAINT	82									

TOTAL NEW HIRES	83	1								1
--------------------	----	---	--	--	--	--	--	--	--	---

CERTIFICATION. I CERTIFY THAT THE INFORMATION GIVEN IN THIS REPORT IS CORRECT AND TRUE TO THE BEST OF MY KNOWLEDGE AND WAS REPORTED IN ACCORDANCE WITH ACCOMPANYING INSTRUCTIONS. (WILFULLY FALSE STATEMENTS ON THIS REPORT ARE PUNISHABLE BY LAW, U. S. CODE, TITLE 18, SECTION 1001).

CONTACT: ARCHIE M. SUTTON
ADDRESS: 129 N 2ND ST. YAKIMA, WA 98901
NAME TYPED: ARCHIE M. SUTTON, PERSONNEL OFFICER
SIGNATURE:

TITLE: HUMAN RESOURCES MANAGER
PHONE: (509) 575-6090
DATE:

PAGE 022

CITY OF YAKIMA
STATE AND LOCAL GOVERNMENT INFORMATION
2005 HEO-4 REPORT

PERIOD ENDING DATE: 06/30/2005

CONTROL NUMBER 53303640

REV. HEO-4 1995

YAKIMA CITY
PERSONNEL OFFICER
129 N 2ND ST
YAKIMA, WA 98901

FUNCTION GRAND TOTALS

JOB CATEGORY	TOTAL A	1. FULL-TIME EMPLOYEES									
		MALE					FEMALE				
		B	C	D	E	F	G	H	I	J	K
OFFICIAL/ADM		1									
01 \$ 0.1-15.9	1	1									
02 16.0-19.9											
03 20.0-24.9											
04 25.0-32.9											
05 33.0-42.9											
06 43.0-54.9	1						1				
07 55.0-69.9	2						2				
08 70.0 PLUS	36	22	1	2			10	1			
PROFESSIONAL											
09 \$ 0.1-15.9											
10 16.0-19.9											
11 20.0-24.9											
12 25.0-32.9											
13 33.0-42.9	1										
14 43.0-54.9	8						1				
15 55.0-69.9	28	17		1	1	1	9				1
16 70.0 PLUS	24	21		1			3				
TECHNICIANS											
17 \$ 0.1-15.9	5	4			1						
18 16.0-19.9											
19 20.0-24.9											
20 25.0-32.9	5										
21 33.0-42.9	25	11				1	2				
22 43.0-54.9	59	31					13				
23 55.0-69.9	31	25		3	2	1	18		4		1
24 70.0 PLUS	3	3		2			2		1		
PROTECT./SRVCS											
25 \$ 0.1-15.9	3	2									
26 16.0-19.9											
27 20.0-24.9											
28 25.0-32.9											
29 33.0-42.9	9	7		1							
30 43.0-54.9	32	26		4		1	1		1		
31 55.0-69.9	106	66	4	19	5	2	8		2		
32 70.0 PLUS	2	2									

REV. EEO-4 1995

YAKIMA CITY
PERSONNEL OFFICER
129 N 2ND ST
YAKIMA, WA 98901

FUNCTION GRAND TOTALS

CITY OF YAKIMA
STATE AND LOCAL GOVERNMENT INFORMATION
2005 EEO-4 REPORT

PAGE 023

CONTROL NUMBER 53302640

PERIOD ENDING DATE: 06/30/2005

		1. FULL-TIME EMPLOYEES												
JOB CATEGORY	TOTAL A	MALE					FEMALE							
		B	C	D	E	F	G	H	I	J	K			
PARA-PROF														
33 \$ 0.1-15.9	1						1							
34 16.0-19.9														
35 20.0-24.9														
36 25.0-32.9	5	1					2	1	1					
37 33.0-42.9	6	1					4		1					
38 43.0-54.9	9		1				7		1					
39 55.0-69.9	2	1					1							
40 70.0 PLUS														
ADMIN SUPPORT														
41 \$ 0.1-15.9	3	2					1							
42 16.0-19.9														
43 20.0-24.9														
44 25.0-32.9	34	3					23		8					
45 33.0-42.9	30	5	1				16		6	1	1			
46 43.0-54.9	7	2					4							
47 55.0-69.9	7	1					5		1					
48 70.0 PLUS														
SKILLED CRAFT														
49 \$ 0.1-15.9	5	5												
50 16.0-19.9														
51 20.0-24.9														
52 25.0-32.9														
53 33.0-42.9	27	20	1	3	1		2							
54 43.0-54.9	26	23	1	1			2							
55 55.0-69.9	5	4					1							
56 70.0 PLUS														
SERV/MAINT														
57 \$ 0.1-15.9	8	6		1			1							
58 16.0-19.9	7	3	2											
59 20.0-24.9	3	1					2							
60 25.0-32.9	17	10					1							
61 33.0-42.9	69	32	8	10	2	1	12	1	3					
62 43.0-54.9	1	1												
63 55.0-69.9	2	2												
64 70.0 PLUS														
TOTAL FULL TIME	653	369	21	51	13	6	156	2	30	2	3			

REV. EEO-4 1995

YAKIMA CITY
PERSONNEL OFFICER
129 N 2ND ST
YAKIMA, WA 98501

FUNCTION GRAND TOTALS

CITY OF YAKIMA
STATE AND LOCAL GOVERNMENT INFORMATION
2005 EEO-4 REPORT

PAGE 024

CONTROL NUMBER 53302640

PERIOD ENDING DATE: 06/30/2005

JOB CATEGORY	TOTAL A	MALE					FEMALE				
		B	C	D	E	F	G	H	I	J	K
OFFICIAL/ADM	65	1					1				
PROFESSIONAL	67	7					2				
TECHNICIANS	68										
PROTECT/SRVCS	69	5					4				
PARA-PROF	70	10					6				
ADMIN SUPPORT	71	3							1		
SKILLED CRAFT	72	1									
SERV/MAINT	73	48		11		2	59	1	7	2	1
TOTAL OTHER THAN F-T	74	155		11		2	72	1	8	2	1
3. NEW HIRES DURING FISCAL YEAR - FULL TIME ONLY											
OFFICIAL/ADM	75	1									
PROFESSIONAL	76	4				1					
TECHNICIANS	77	6					1				
PROTECT/SRVCS	78	4									
PARA-PROF	79	3									
ADMIN SUPPORT	80	8									
SKILLED CRAFT	81	4									
SERV/MAINT	82	2		1		1	1				
TOTAL	83	30		1		1	7		6		2

CERTIFICATION. I CERTIFY THAT THE INFORMATION GIVEN IN THIS REPORT IS CORRECT AND TRUE TO THE BEST OF MY KNOWLEDGE AND WAS REPORTED IN ACCORDANCE WITH ACCOMPANYING INSTRUCTIONS. (WILFULLY FALSE STATEMENTS ON THIS REPORT ARE PUNISHABLE BY LAW. U. S. CODE, TITLE 18, SECTION 1001).

CONTACT: ARCHIE M. SUTTON
ADDRESS: 129 N 2ND ST. YAKIMA, WA 98501
NAME TYPED: ARCHIE M. SUTTON PERSONNEL OFFICER

SIGNATURE: *Archie M. Sutton*

TITLE: HUMAN RESOURCES MANAGER
PHONE: (509) 575-6090
DATE: 8/31/05

DNK


EEO-4

2007

EQUAL EMPLOYMENT OPPORTUNITY COMMISSION STATE AND LOCAL GOVERNMENT INFORMATION (EEO4)				APPROVED BY OMB 30460008	
EXCLUDE SCHOOL SYSTEMS AND EDUCATIONAL INSTITUTIONS (Read attached instructions prior to completing this form)				EXPIRES 12/31/2005	
DO NOT ALTER INFORMATION PRINTED IN THIS BOX CONTROL NUMBER : 53302640 Survey Year : 07				MAIL COMPLETED FORM TO: EEO-4 Reporting Center PO Box 8068 Reston VA 20195	
A. TYPE OF GOVERNMENT (Check one box only)					
<input type="checkbox"/> 1. State	<input type="checkbox"/> 2. County	<input type="checkbox"/> 3. City	<input type="checkbox"/> 4. Township	<input type="checkbox"/> 5. Special District	
<input type="checkbox"/> 6. Other (Specify)					
B. IDENTIFICATION					
1. NAME OF POLITICAL JURISDICTION (If same as label, skip to Item C) YAKIMA CITY					
2. Address Number and Street 129 N 2ND ST		CITY/TOWN YAKIMA	COUNTY YAKIMA	STATE/ZIP WA-98901	EEOC USE ONLY A B
C. FUNCTION					
(Check one box to indicate the function(s) for which this form is being submitted. Data should be reported for all departments and agencies in your government covered by the function(s) indicated. If you cannot supply the data for every agency within the function(s) attach a list showing name and address of agencies whose data are not included.)					
<input type="checkbox"/> SUMMARY FUNCTION					
<input checked="" type="checkbox"/> 1. Financial Administration. Tax billing and collection, budgeting, purchasing, central accounting and similar financial administration carried on by a treasurer's, auditor's or comptroller's office and GENERAL CONTROL. Duties usually performed by boards of supervisors or commissioners, central administration offices and agencies, central personnel or planning agencies, all judicial offices and employees (judges, magistrates, bailiffs, etc.)			<input type="checkbox"/> 8. HEALTH. Provision of public health services, outpatient clinics, visiting nurses, food and sanitary inspections, mental health, alcohol rehabilitation service, etc.		
<input checked="" type="checkbox"/> 2. STREETS AND HIGHWAYS. Maintenance, repair, construction and administration of streets, alleys, sidewalks, roads, highways and bridges.			<input checked="" type="checkbox"/> 9. HOUSING. Code enforcement, low rent public housing, fair housing ordinance enforcement, housing for elderly, housing rehabilitation, rent control.		
<input type="checkbox"/> 3. PUBLIC WELFARE. Maintenance of homes and other institutions for the needy; administration of public assistance. (Hospitals and sanatoriums should be reported as item 7.)			<input checked="" type="checkbox"/> 10. COMMUNITY DEVELOPMENT. Planning, zoning, land development, open space, beautification, preservation.		
<input checked="" type="checkbox"/> 4. POLICE PROTECTION. Duties of a police department sheriff's, constable's, coroner's office, etc., including technical and clerical employees engaged in police activities.			<input checked="" type="checkbox"/> 11. CORRECTIONS. Jails, reformatories, detention homes, halfway houses, prisons, parole and probation activities		
<input checked="" type="checkbox"/> 5. FIRE PROTECTION. Duties of the uniformed fire force and clerical employees. (Report any forest fire protection activities as item 6.)			<input checked="" type="checkbox"/> 12. UTILITIES AND TRANSPORTATION. Includes water supply, electric power, transit, gas, airports, water transportation and terminals.		
<input checked="" type="checkbox"/> 6. NATURAL RESOURCES. Agriculture, forestry, forest fire protection, irrigation drainage, flood control, etc., and PARKS AND RECREATION. Provision, maintenance and operation of parks, playgrounds, swimming pools, auditoriums, museums, marinas, zoos, etc.			<input type="checkbox"/> 13. SANITATION AND SEWAGE. Street cleaning, garbage and refuse collection and disposal. Provision, maintenance and operation of sanitary and storm sewer systems and sewage disposal plants.		
<input type="checkbox"/> 7. HOSPITALS AND SANATORIUMS. Operation and maintenance of institutions for inpatient medical care.			<input checked="" type="checkbox"/> 14. EMPLOYMENT SECURITY STATE GOVERNMENTS ONLY		
			<input checked="" type="checkbox"/> 15. OTHER (Specify on Page Four)		


D. EMPLOYMENT DATA AS OF JUNE 30											FUNCTION TYPE 1	
(Do not include elected/appointed officials. Blanks will be counted as zero)												
1. FULL-TIME EMPLOYEES (Temporary employees are not included)												
JOB CATEGORIES	ANNUAL SALARY (In thousands 000)	TOTAL (COLUMNS B-K) A	MALE					FEMALE				
			NON-HISPANIC ORIGIN		HISPANIC	ASIAN OR PACIFIC ISLANDER	AMERICAN INDIAN OR ALASKAN NATIVE	NON-HISPANIC ORIGIN		HISPANIC	ASIAN OR PACIFIC ISLANDER	AMERICAN INDIAN OR ALASKAN NATIVE
			WHITE	BLACK				WHITE	BLACK			
			B	C	D	E	F	G	H	I	J	K
Officials and Administrators	1. \$0.1-15.9	0	0	0	0	0	0	0	0	0	0	0
	2. 16.0-19.9	0	0	0	0	0	0	0	0	0	0	0
	3. 20.0-24.9	0	0	0	0	0	0	0	0	0	0	0
	4. 25.0-32.9	0	0	0	0	0	0	0	0	0	0	0
	5. 33.0-42.9	0	0	0	0	0	0	0	0	0	0	0
	6. 43.0-54.9	1	0	0	0	0	0	1	0	0	0	0
	7. 55.0-69.9	4	2	0	0	0	0	2	0	0	0	0
	8. 70.0 Plus	15	7	0	0	0	0	7	0	1	0	0
Professionals	9. \$0.1-15.9	0	0	0	0	0	0	0	0	0	0	0
	10. 16.0-19.9	0	0	0	0	0	0	0	0	0	0	0
	11. 20.0-24.9	0	0	0	0	0	0	0	0	0	0	0
	12. 25.0-32.9	0	0	0	0	0	0	0	0	0	0	0
	13. 33.0-42.9	0	0	0	0	0	0	0	0	0	0	0
	14. 43.0-54.9	1	1	0	0	0	0	0	0	0	0	0
	15. 55.0-69.9	8	1	0	0	0	0	6	0	0	1	0
	16. 70.0 Plus	2	1	0	0	0	0	1	0	0	0	0
Technicians	17. \$0.1-15.9	0	0	0	0	0	0	0	0	0	0	0
	18. 16.0-19.9	0	0	0	0	0	0	0	0	0	0	0
	19. 20.0-24.9	0	0	0	0	0	0	0	0	0	0	0
	20. 25.0-32.9	1	0	0	0	0	0	0	0	1	0	0
	21. 33.0-42.9	2	2	0	0	0	0	0	0	0	0	0
	22. 43.0-54.9	9	3	0	0	1	4	0	0	0	0	1
	23. 55.0-69.9	3	2	0	1	0	0	0	0	0	0	0
	24. 70.0 Plus	1	1	0	0	0	0	0	0	0	0	0
Protective Service Workers	25. \$0.1-15.9	0	0	0	0	0	0	0	0	0	0	0
	26. 16.0-19.9	0	0	0	0	0	0	0	0	0	0	0
	27. 20.0-24.9	0	0	0	0	0	0	0	0	0	0	0
	28. 25.0-32.9	0	0	0	0	0	0	0	0	0	0	0
	29. 33.0-42.9	0	0	0	0	0	0	0	0	0	0	0
	30. 43.0-54.9	0	0	0	0	0	0	0	0	0	0	0
	31. 55.0-69.9	0	0	0	0	0	0	0	0	0	0	0
	32. 70.0 Plus	0	0	0	0	0	0	0	0	0	0	0
Paraprofessionals	33. \$0.1-15.9	2	0	0	0	0	0	2	0	0	0	0
	34. 16.0-19.9	0	0	0	0	0	0	0	0	0	0	0
	35. 20.0-24.9	1	0	0	0	0	0	1	0	0	0	0
	36. 25.0-32.9	1	0	0	0	0	0	1	0	0	0	0
	37. 33.0-42.9	6	0	0	0	0	0	3	1	2	0	0
	38. 43.0-54.9	6	1	0	0	0	0	3	0	2	0	0
	39. 55.0-69.9	0	0	0	0	0	0	0	0	0	0	0
	40. 70.0 Plus	0	0	0	0	0	0	0	0	0	0	0
Administrative Support	41. \$0.1-15.9	0	0	0	0	0	0	0	0	0	0	0
	42. 16.0-19.9	0	0	0	0	0	0	0	0	0	0	0
	43. 20.0-24.9	0	0	0	0	0	0	0	0	0	0	0
	44. 25.0-32.9	8	1	0	0	0	0	4	0	2	1	0
	45. 33.0-42.9	9	1	0	0	0	0	5	0	1	1	1
	46. 43.0-54.9	6	0	0	0	0	0	6	0	0	0	0
	47. 55.0-69.9	0	0	0	0	0	0	0	0	0	0	0
	48. 70.0 Plus	0	0	0	0	0	0	0	0	0	0	0

D. EMPLOYMENT DATA AS OF JUNE 30 (Cont.)											FUNCTION TYPE 1	
(Do not include elected/appointed officials. Blanks will be counted as zero)												
1. FULL-TIME EMPLOYEES (Temporary employees are not included)												
JOB CATEGORIES	ANNUAL SALARY (In thousands 000)	TOTAL (COLUMNS B-K) A	MALE					FEMALE				
			NON-HISPANIC ORIGIN		HISPANIC	ASIAN OR PACIFIC ISLANDER	AMERICAN INDIAN OR ALASKAN NATIVE	NON-HISPANIC ORIGIN		HISPANIC	ASIAN OR PACIFIC ISLANDER	AMERICAN INDIAN OR ALASKAN NATIVE
			WHITE	BLACK				WHITE	BLACK			
Skilled Craft Workers	49. \$0.1-15.9	0	0	0	0	0	0	0	0	0	0	0
	50. 16.0-19.9	0	0	0	0	0	0	0	0	0	0	0
	51. 20.0-24.9	0	0	0	0	0	0	0	0	0	0	0
	52. 25.0-32.9	0	0	0	0	0	0	0	0	0	0	0
	53. 33.0-42.9	1	0	0	0	0	0	1	0	0	0	0
	54. 43.0-54.9	1	0	0	0	0	0	1	0	0	0	0
	55. 55.0-69.9	0	0	0	0	0	0	0	0	0	0	0
	56. 70.0 Plus	0	0	0	0	0	0	0	0	0	0	0
Service-Maintenance	57. \$0.1-15.9	0	0	0	0	0	0	0	0	0	0	0
	58. 16.0-19.9	0	0	0	0	0	0	0	0	0	0	0
	59. 20.0-24.9	0	0	0	0	0	0	0	0	0	0	0
	60. 25.0-32.9	2	1	0	1	0	0	0	0	0	0	0
	61. 33.0-42.9	0	0	0	0	0	0	0	0	0	0	0
	62. 43.0-54.9	0	0	0	0	0	0	0	0	0	0	0
	63. 55.0-69.9	2	2	0	0	0	0	0	0	0	0	0
	64. 70.0 Plus	0	0	0	0	0	0	0	0	0	0	0
65. TOTAL FULL TIME (Lines 1-64)	92	26	0	2	1	4	44	1	9	3	2	
2. OTHER THAN FULLTIME EMPLOYEES (Including temporary employees)												
66.OFFICIALS/ADMIN	1	0	0	0	0	0	1	0	0	0	0	
67.PROFESSIONALS	0	0	0	0	0	0	0	0	0	0	0	
68.TECHNICIANS	1	1	0	0	0	0	0	0	0	0	0	
69.PROTECTIVE SERVICE	0	0	0	0	0	0	0	0	0	0	0	
70.PARA-PROFESSIONAL	3	1	0	0	0	0	2	0	0	0	0	
71.ADMIN. SUPPORT	8	3	0	0	0	0	4	0	0	0	1	
72.SKILLED CRAFT	0	0	0	0	0	0	0	0	0	0	0	
73.SERVICE/MAINTENANCE	9	3	0	2	0	0	3	0	1	0	0	
74. TOTAL OTHER THAN FULL TIME (Lines 66-73)	22	8	0	2	0	0	10	0	1	0	1	
3. NEW HIRES DURING FISCAL YEAR Permanent full time only JULY 1 - JUNE 30												
75.OFFICIALS/ADMIN	0	0	0	0	0	0	0	0	0	0	0	
76.PROFESSIONALS	0	0	0	0	0	0	0	0	0	0	0	
77.TECHNICIANS	2	1	0	0	0	1	0	0	0	0	0	
78.PROTECTIVE SERVICE	0	0	0	0	0	0	0	0	0	0	0	
79.PARA-PROFESSIONAL	2	0	0	0	0	0	0	0	2	0	0	
80.ADMIN. SUPPORT	2	0	0	1	0	0	1	0	0	0	0	
81.SKILLED CRAFT	0	0	0	0	0	0	0	0	0	0	0	
82.SERVICE/MAINTENANCE	0	0	0	0	0	0	0	0	0	0	0	
83. TOTAL NEW HIRES (Lines 75-82)	6	1	0	1	0	1	1	0	2	0	0	

FUNCTION TYPE 1				
REMARKS (List National Crime Information Center (NCIC) number assigned to any Criminal Justice Agencies whose data are included in this report)				
LIST AGENCIES INCLUDED ON THIS FORM				
CERTIFICATION. I certify that the information given in this report is correct and true to the best of my knowledge and was reported in accordance with accompanying instructions. (Willfully false statements on this report are punishable by law, US Code, Title 18, Section 1001.)				
NAME OF PERSON TO CONTACT REGARDING THIS FORM		TITLE		
ARCHIE M SUTTON		HR MANAGER		
ADDRESS (Number and Street, City, State, Zip Code)		TELEPHONE NUMBER	Ext	FAX NUMBER
129 N 2ND ST.YAKIMA.WA.98901		5095756090		5095756090
DATE	EMAIL	TYPED NAME/TITLE OF AUTHORIZED OFFICIAL		SIGNATURE
		ARCHIE M SUTTON		


D. EMPLOYMENT DATA AS OF JUNE 30											FUNCTION TYPE 2	
(Do not include elected/appointed officials. Blanks will be counted as zero)												
1. FULL-TIME EMPLOYEES (Temporary employees are not included)												
JOB CATEGORIES	ANNUAL SALARY (In thousands 000)	TOTAL (COLUMNS B-K) A	MALE					FEMALE				
			NON-HISPANIC ORIGIN		HISPANIC D	ASIAN OR PACIFIC ISLANDER E	AMERICAN INDIAN OR ALASKAN NATIVE F	NON-HISPANIC ORIGIN		HISPANIC I	ASIAN OR PACIFIC ISLANDER J	AMERICAN INDIAN OR ALASKAN NATIVE K
			WHITE B	BLACK C				WHITE G	BLACK H			
Officials and Administrators	1. \$0.1-15.9	0	0	0	0	0	0	0	0	0	0	0
	2. 16.0-19.9	0	0	0	0	0	0	0	0	0	0	0
	3. 20.0-24.9	0	0	0	0	0	0	0	0	0	0	0
	4. 25.0-32.9	0	0	0	0	0	0	0	0	0	0	0
	5. 33.0-42.9	0	0	0	0	0	0	0	0	0	0	0
	6. 43.0-54.9	0	0	0	0	0	0	0	0	0	0	0
	7. 55.0-69.9	0	0	0	0	0	0	0	0	0	0	0
	8. 70.0 Plus	1	0	0	0	0	0	1	0	0	0	0
Professionals	9. \$0.1-15.9	0	0	0	0	0	0	0	0	0	0	0
	10. 16.0-19.9	0	0	0	0	0	0	0	0	0	0	0
	11. 20.0-24.9	0	0	0	0	0	0	0	0	0	0	0
	12. 25.0-32.9	0	0	0	0	0	0	0	0	0	0	0
	13. 33.0-42.9	0	0	0	0	0	0	0	0	0	0	0
	14. 43.0-54.9	1	1	0	0	0	0	0	0	0	0	0
	15. 55.0-69.9	4	4	0	0	0	0	0	0	0	0	0
	16. 70.0 Plus	2	2	0	0	0	0	0	0	0	0	0
Technicians	17. \$0.1-15.9	0	0	0	0	0	0	0	0	0	0	0
	18. 16.0-19.9	0	0	0	0	0	0	0	0	0	0	0
	19. 20.0-24.9	0	0	0	0	0	0	0	0	0	0	0
	20. 25.0-32.9	0	0	0	0	0	0	0	0	0	0	0
	21. 33.0-42.9	0	0	0	0	0	0	0	0	0	0	0
	22. 43.0-54.9	4	3	0	0	1	0	0	0	0	0	0
	23. 55.0-69.9	0	0	0	0	0	0	0	0	0	0	0
	24. 70.0 Plus	1	1	0	0	0	0	0	0	0	0	0
Protective Service Workers	25. \$0.1-15.9	0	0	0	0	0	0	0	0	0	0	0
	26. 16.0-19.9	0	0	0	0	0	0	0	0	0	0	0
	27. 20.0-24.9	0	0	0	0	0	0	0	0	0	0	0
	28. 25.0-32.9	0	0	0	0	0	0	0	0	0	0	0
	29. 33.0-42.9	0	0	0	0	0	0	0	0	0	0	0
	30. 43.0-54.9	0	0	0	0	0	0	0	0	0	0	0
	31. 55.0-69.9	0	0	0	0	0	0	0	0	0	0	0
	32. 70.0 Plus	0	0	0	0	0	0	0	0	0	0	0
Paraprofessionals	33. \$0.1-15.9	0	0	0	0	0	0	0	0	0	0	0
	34. 16.0-19.9	0	0	0	0	0	0	0	0	0	0	0
	35. 20.0-24.9	0	0	0	0	0	0	0	0	0	0	0
	36. 25.0-32.9	0	0	0	0	0	0	0	0	0	0	0
	37. 33.0-42.9	0	0	0	0	0	0	0	0	0	0	0
	38. 43.0-54.9	0	0	0	0	0	0	0	0	0	0	0
	39. 55.0-69.9	0	0	0	0	0	0	0	0	0	0	0
	40. 70.0 Plus	0	0	0	0	0	0	0	0	0	0	0
Administrative Support	41. \$0.1-15.9	1	0	0	0	0	0	1	0	0	0	0
	42. 16.0-19.9	0	0	0	0	0	0	0	0	0	0	0
	43. 20.0-24.9	0	0	0	0	0	0	0	0	0	0	0
	44. 25.0-32.9	0	0	0	0	0	0	0	0	0	0	0
	45. 33.0-42.9	0	0	0	0	0	0	0	0	0	0	0
	46. 43.0-54.9	1	0	0	0	0	0	0	0	0	1	0
	47. 55.0-69.9	0	0	0	0	0	0	0	0	0	0	0
	48. 70.0 Plus	0	0	0	0	0	0	0	0	0	0	0

D. EMPLOYMENT DATA AS OF JUNE 30 (Cont.)											FUNCTION TYPE 2	
(Do not include elected/appointed officials. Blanks will be counted as zero)												
1. FULL-TIME EMPLOYEES (Temporary employees are not included)												
JOB CATEGORIES	ANNUAL SALARY (In thousands 000)	TOTAL (COLUMNS B-K) A	MALE					FEMALE				
			NON-HISPANIC ORIGIN		HISPANIC D	ASIAN OR PACIFIC ISLANDER E	AMERICAN INDIAN OR ALASKAN NATIVE F	NON-HISPANIC ORIGIN		HISPANIC I	ASIAN OR PACIFIC ISLANDER J	AMERICAN INDIAN OR ALASKAN NATIVE K
			WHITE B	BLACK C				WHITE G	BLACK H			
Skilled Craft Workers	49. \$0.1-15.9	0	0	0	0	0	0	0	0	0	0	0
	50. 16.0-19.9	0	0	0	0	0	0	0	0	0	0	0
	51. 20.0-24.9	0	0	0	0	0	0	0	0	0	0	0
	52. 25.0-32.9	0	0	0	0	0	0	0	0	0	0	0
	53. 33.0-42.9	0	0	0	0	0	0	0	0	0	0	0
	54. 43.0-54.9	0	0	0	0	0	0	0	0	0	0	0
	55. 55.0-69.9	0	0	0	0	0	0	0	0	0	0	0
	56. 70.0 Plus	0	0	0	0	0	0	0	0	0	0	0
Service-Maintenance	57. \$0.1-15.9	1	0	0	1	0	0	0	0	0	0	0
	58. 16.0-19.9	0	0	0	0	0	0	0	0	0	0	0
	59. 20.0-24.9	0	0	0	0	0	0	0	0	0	0	0
	60. 25.0-32.9	0	0	0	0	0	0	0	0	0	0	0
	61. 33.0-42.9	20	19	0	1	0	0	0	0	0	0	0
	62. 43.0-54.9	0	0	0	0	0	0	0	0	0	0	0
	63. 55.0-69.9	0	0	0	0	0	0	0	0	0	0	0
	64. 70.0 Plus	0	0	0	0	0	0	0	0	0	0	0
65. TOTAL FULL TIME (Lines 1-64)		36	30	0	2	1	0	2	0	0	1	0
2. OTHER THAN FULLTIME EMPLOYEES (Including temporary employees)												
66.OFFICIALS/ADMIN		0	0	0	0	0	0	0	0	0	0	0
67.PROFESSIONALS		0	0	0	0	0	0	0	0	0	0	0
68.TECHNICIANS		4	3	0	1	0	0	0	0	0	0	0
69.PROTECTIVE SERVICE		0	0	0	0	0	0	0	0	0	0	0
70.PARA-PROFESSIONAL		0	0	0	0	0	0	0	0	0	0	0
71.ADMIN. SUPPORT		1	0	0	0	0	0	1	0	0	0	0
72.SKILLED CRAFT		0	0	0	0	0	0	0	0	0	0	0
73.SERVICE/MAINTENANCE		4	2	0	0	0	0	2	0	0	0	0
74. TOTAL OTHER THAN FULL TIME (Lines 66-73)		9	5	0	1	0	0	3	0	0	0	0
3. NEW HIRES DURING FISCAL YEAR Permanent full time only JULY 1 - JUNE 30												
75.OFFICIALS/ADMIN		0	0	0	0	0	0	0	0	0	0	0
76.PROFESSIONALS		0	0	0	0	0	0	0	0	0	0	0
77.TECHNICIANS		0	0	0	0	0	0	0	0	0	0	0
78.PROTECTIVE SERVICE		0	0	0	0	0	0	0	0	0	0	0
79.PARA-PROFESSIONAL		0	0	0	0	0	0	0	0	0	0	0
80.ADMIN. SUPPORT		0	0	0	0	0	0	0	0	0	0	0
81.SKILLED CRAFT		0	0	0	0	0	0	0	0	0	0	0
82.SERVICE/MAINTENANCE		0	0	0	0	0	0	0	0	0	0	0
83. TOTAL NEW HIRES (Lines 75-82)		0	0	0	0	0	0	0	0	0	0	0

FUNCTION TYPE 2				
REMARKS (List National Crime Information Center (NCIC) number assigned to any Criminal Justice Agencies whose data are included in this report)				
LIST AGENCIES INCLUDED ON THIS FORM				
CERTIFICATION. I certify that the information given in this report is correct and true to the best of my knowledge and was reported in accordance with accompanying instructions. (Willfully false statements on this report are punishable by law, US Code, Title 18, Section 1001.)				
NAME OF PERSON TO CONTACT REGARDING THIS FORM		TITLE		
ARCHIE M SUTTON		HR MANAGER		
ADDRESS (Number and Street, City, State, Zip Code)		TELEPHONE NUMBER	Ext	FAX NUMBER
129 N 2ND ST, YAKIMA, WA. 98901		5095756090		5095756090
DATE	EMAIL	TYPED NAME/TITLE OF AUTHORIZED OFFICIAL		SIGNATURE 
		ARCHIE M SUTTON		


D. EMPLOYMENT DATA AS OF JUNE 30											FUNCTION TYPE 4	
(Do not include elected/appointed officials. Blanks will be counted as zero)												
1. FULL-TIME EMPLOYEES (Temporary employees are not included)												
JOB CATEGORIES	ANNUAL SALARY (In thousands 000)	TOTAL (COLUMNS B-K)	MALE					FEMALE				
			NON-HISPANIC ORIGIN		HISPANIC	ASIAN OR PACIFIC ISLANDER	AMERICAN INDIAN OR ALASKAN NATIVE	NON-HISPANIC ORIGIN		HISPANIC	ASIAN OR PACIFIC ISLANDER	AMERICAN INDIAN OR ALASKAN NATIVE
			WHITE	BLACK				WHITE	BLACK			
		A	B	C	D	E	F	G	H	I	J	K
Officials and Administrators	1. \$0.1-15.9	0	0	0	0	0	0	0	0	0	0	0
	2. 16.0-19.9	0	0	0	0	0	0	0	0	0	0	0
	3. 20.0-24.9	0	0	0	0	0	0	0	0	0	0	0
	4. 25.0-32.9	0	0	0	0	0	0	0	0	0	0	0
	5. 33.0-42.9	0	0	0	0	0	0	0	0	0	0	0
	6. 43.0-54.9	0	0	0	0	0	0	0	0	0	0	0
	7. 55.0-69.9	0	0	0	0	0	0	0	0	0	0	0
	8. 70.0 Plus	1	0	0	1	0	0	0	0	0	0	0
Professionals	9. \$0.1-15.9	0	0	0	0	0	0	0	0	0	0	0
	10. 16.0-19.9	0	0	0	0	0	0	0	0	0	0	0
	11. 20.0-24.9	0	0	0	0	0	0	0	0	0	0	0
	12. 25.0-32.9	0	0	0	0	0	0	0	0	0	0	0
	13. 33.0-42.9	0	0	0	0	0	0	0	0	0	0	0
	14. 43.0-54.9	0	0	0	0	0	0	0	0	0	0	0
	15. 55.0-69.9	0	0	0	0	0	0	0	0	0	0	0
	16. 70.0 Plus	8	8	0	0	0	0	0	0	0	0	0
Technicians	17. \$0.1-15.9	1	1	0	0	0	0	0	0	0	0	0
	18. 16.0-19.9	0	0	0	0	0	0	0	0	0	0	0
	19. 20.0-24.9	0	0	0	0	0	0	0	0	0	0	0
	20. 25.0-32.9	0	0	0	0	0	0	0	0	0	0	0
	21. 33.0-42.9	1	0	0	0	0	0	1	0	0	0	0
	22. 43.0-54.9	1	0	0	0	0	0	1	0	0	0	0
	23. 55.0-69.9	2	2	0	0	0	0	0	0	0	0	0
	24. 70.0 Plus	14	9	0	2	1	0	2	0	0	0	0
Protective Service Workers	25. \$0.1-15.9	1	0	0	0	1	0	0	0	0	0	0
	26. 16.0-19.9	0	0	0	0	0	0	0	0	0	0	0
	27. 20.0-24.9	0	0	0	0	0	0	0	0	0	0	0
	28. 25.0-32.9	0	0	0	0	0	0	0	0	0	0	0
	29. 33.0-42.9	0	0	0	0	0	0	0	0	0	0	0
	30. 43.0-54.9	17	12	0	2	0	0	1	0	2	0	0
	31. 55.0-69.9	81	52	2	18	1	1	4	0	3	0	0
	32. 70.0 Plus	0	0	0	0	0	0	0	0	0	0	0
Paraprofessionals	33. \$0.1-15.9	0	0	0	0	0	0	0	0	0	0	0
	34. 16.0-19.9	0	0	0	0	0	0	0	0	0	0	0
	35. 20.0-24.9	0	0	0	0	0	0	0	0	0	0	0
	36. 25.0-32.9	0	0	0	0	0	0	0	0	0	0	0
	37. 33.0-42.9	0	0	0	0	0	0	0	0	0	0	0
	38. 43.0-54.9	0	0	0	0	0	0	0	0	0	0	0
	39. 55.0-69.9	0	0	0	0	0	0	0	0	0	0	0
	40. 70.0 Plus	0	0	0	0	0	0	0	0	0	0	0
Administrative Support	41. \$0.1-15.9	0	0	0	0	0	0	0	0	0	0	0
	42. 16.0-19.9	0	0	0	0	0	0	0	0	0	0	0
	43. 20.0-24.9	0	0	0	0	0	0	0	0	0	0	0
	44. 25.0-32.9	4	0	0	0	0	0	4	0	0	0	0
	45. 33.0-42.9	16	2	0	0	0	0	8	0	6	0	0
	46. 43.0-54.9	1	0	0	0	0	0	1	0	0	0	0
	47. 55.0-69.9	4	0	0	0	0	0	4	0	0	0	0
	48. 70.0 Plus	0	0	0	0	0	0	0	0	0	0	0

D. EMPLOYMENT DATA AS OF JUNE 30 (Cont.)											FUNCTION TYPE 4	
(Do not include elected/appointed officials. Blanks will be counted as zero)												
1. FULL-TIME EMPLOYEES (Temporary employees are not included)												
JOB CATEGORIES	ANNUAL SALARY (In thousands 000)	TOTAL (COLUMNS B-K) A	MALE					FEMALE				
			NON-HISPANIC ORIGIN		HISPANIC D	ASIAN OR PACIFIC ISLANDER E	AMERICAN INDIAN OR ALASKAN NATIVE F	NON-HISPANIC ORIGIN		HISPANIC I	ASIAN OR PACIFIC ISLANDER J	AMERICAN INDIAN OR ALASKAN NATIVE K
			WHITE B	BLACK C				WHITE G	BLACK H			
Skilled Craft Workers	49. \$0.1-15.9	0	0	0	0	0	0	0	0	0	0	0
	50. 16.0-19.9	0	0	0	0	0	0	0	0	0	0	0
	51. 20.0-24.9	0	0	0	0	0	0	0	0	0	0	0
	52. 25.0-32.9	0	0	0	0	0	0	0	0	0	0	0
	53. 33.0-42.9	0	0	0	0	0	0	0	0	0	0	0
	54. 43.0-54.9	1	1	0	0	0	0	0	0	0	0	0
	55. 55.0-69.9	0	0	0	0	0	0	0	0	0	0	0
	56. 70.0 Plus	0	0	0	0	0	0	0	0	0	0	0
Service-Maintenance	57. \$0.1-15.9	0	0	0	0	0	0	0	0	0	0	0
	58. 16.0-19.9	0	0	0	0	0	0	0	0	0	0	0
	59. 20.0-24.9	0	0	0	0	0	0	0	0	0	0	0
	60. 25.0-32.9	0	0	0	0	0	0	0	0	0	0	0
	61. 33.0-42.9	0	0	0	0	0	0	0	0	0	0	0
	62. 43.0-54.9	0	0	0	0	0	0	0	0	0	0	0
	63. 55.0-69.9	1	1	0	0	0	0	0	0	0	0	0
	64. 70.0 Plus	0	0	0	0	0	0	0	0	0	0	0
65. TOTAL FULL TIME (Lines 1-64)	154	88	2	23	3	1	26	0	11	0	0	
2. OTHER THAN FULLTIME EMPLOYEES (Including temporary employees)												
66.OFFICIALS/ADMIN	0	0	0	0	0	0	0	0	0	0	0	
67.PROFESSIONALS	0	0	0	0	0	0	0	0	0	0	0	
68.TECHNICIANS	0	0	0	0	0	0	0	0	0	0	0	
69.PROTECTIVE SERVICE	0	0	0	0	0	0	0	0	0	0	0	
70.PARA-PROFESSIONAL	0	0	0	0	0	0	0	0	0	0	0	
71.ADMIN. SUPPORT	4	0	0	0	0	0	4	0	0	0	0	
72.SKILLED CRAFT	0	0	0	0	0	0	0	0	0	0	0	
73.SERVICE/MAINTENANCE	14	3	0	1	0	0	5	0	5	0	0	
74. TOTAL OTHER THAN FULL TIME (Lines 66-73)	18	3	0	1	0	0	9	0	5	0	0	
3. NEW HIRES DURING FISCAL YEAR Permanent full time only JULY 1 - JUNE 30												
75.OFFICIALS/ADMIN	0	0	0	0	0	0	0	0	0	0	0	
76.PROFESSIONALS	0	0	0	0	0	0	0	0	0	0	0	
77.TECHNICIANS	0	0	0	0	0	0	0	0	0	0	0	
78.PROTECTIVE SERVICE	4	3	0	1	0	0	0	0	0	0	0	
79.PARA-PROFESSIONAL	0	0	0	0	0	0	0	0	0	0	0	
80.ADMIN. SUPPORT	1	0	0	0	0	0	1	0	0	0	0	
81.SKILLED CRAFT	0	0	0	0	0	0	0	0	0	0	0	
82.SERVICE/MAINTENANCE	0	0	0	0	0	0	0	0	0	0	0	
83. TOTAL NEW HIRES (Lines 75-82)	5	3	0	1	0	0	1	0	0	0	0	

FUNCTION TYPE 4				
REMARKS (List National Crime Information Center (NCIC) number assigned to any Criminal Justice Agencies whose data are included in this report)				
LIST AGENCIES INCLUDED ON THIS FORM				
CERTIFICATION. I certify that the information given in this report is correct and true to the best of my knowledge and was reported in accordance with accompanying instructions. (Willfully false statements on this report are punishable by law, US Code, Title 18, Section 1001.)				
NAME OF PERSON TO CONTACT REGARDING THIS FORM		TITLE		
ARCHIE M SUTTON		HR MANAGER		
ADDRESS (Number and Street, City, State, Zip Code)		TELEPHONE NUMBER	Ext	FAX NUMBER
129 N 2ND ST, YAKIMA, WA, 98901		5095756090		5095756090
DATE	EMAIL	TYPED NAME/TITLE OF AUTHORIZED OFFICIAL		SIGNATURE 
		ARCHIE M SUTTON		


D. EMPLOYMENT DATA AS OF JUNE 30												FUNCTION TYPE 5
(Do not include elected/appointed officials. Blanks will be counted as zero)												
1. FULL-TIME EMPLOYEES (Temporary employees are not included)												
JOB CATEGORIES	ANNUAL SALARY (In thousands 000)	TOTAL (COLUMNS B-K) A	MALE					FEMALE				
			NON-HISPANIC ORIGIN		HISPANIC D	ASIAN OR PACIFIC ISLANDER E	AMERICAN INDIAN OR ALASKAN NATIVE F	NON-HISPANIC ORIGIN		HISPANIC I	ASIAN OR PACIFIC ISLANDER J	AMERICAN INDIAN OR ALASKAN NATIVE K
			WHITE B	BLACK C				WHITE G	BLACK H			
Officials and Administrators	1. \$0.1-15.9	0	0	0	0	0	0	0	0	0	0	0
	2. 16.0-19.9	0	0	0	0	0	0	0	0	0	0	0
	3. 20.0-24.9	0	0	0	0	0	0	0	0	0	0	0
	4. 25.0-32.9	0	0	0	0	0	0	0	0	0	0	0
	5. 33.0-42.9	0	0	0	0	0	0	0	0	0	0	0
	6. 43.0-54.9	0	0	0	0	0	0	0	0	0	0	0
	7. 55.0-69.9	0	0	0	0	0	0	0	0	0	0	0
	8. 70.0 Plus	5	4	0	1	0	0	0	0	0	0	0
Professionals	9. \$0.1-15.9	0	0	0	0	0	0	0	0	0	0	0
	10. 16.0-19.9	0	0	0	0	0	0	0	0	0	0	0
	11. 20.0-24.9	0	0	0	0	0	0	0	0	0	0	0
	12. 25.0-32.9	0	0	0	0	0	0	0	0	0	0	0
	13. 33.0-42.9	0	0	0	0	0	0	0	0	0	0	0
	14. 43.0-54.9	1	1	0	0	0	0	0	0	0	0	0
	15. 55.0-69.9	0	0	0	0	0	0	0	0	0	0	0
	16. 70.0 Plus	20	18	0	0	1	0	1	0	0	0	0
Technicians	17. \$0.1-15.9	0	0	0	0	0	0	0	0	0	0	0
	18. 16.0-19.9	0	0	0	0	0	0	0	0	0	0	0
	19. 20.0-24.9	0	0	0	0	0	0	0	0	0	0	0
	20. 25.0-32.9	0	0	0	0	0	0	0	0	0	0	0
	21. 33.0-42.9	1	0	0	0	0	0	1	0	0	0	0
	22. 43.0-54.9	11	3	0	0	0	0	7	0	1	0	0
	23. 55.0-69.9	2	2	0	0	0	0	0	0	0	0	0
	24. 70.0 Plus	0	0	0	0	0	0	0	0	0	0	0
Protective Service Workers	25. \$0.1-15.9	0	0	0	0	0	0	0	0	0	0	0
	26. 16.0-19.9	0	0	0	0	0	0	0	0	0	0	0
	27. 20.0-24.9	0	0	0	0	0	0	0	0	0	0	0
	28. 25.0-32.9	0	0	0	0	0	0	0	0	0	0	0
	29. 33.0-42.9	0	0	0	0	0	0	0	0	0	0	0
	30. 43.0-54.9	9	9	0	0	0	0	0	0	0	0	0
	31. 55.0-69.9	43	29	1	5	3	2	3	0	0	0	0
	32. 70.0 Plus	1	0	0	1	0	0	0	0	0	0	0
Paraprofessionals	33. \$0.1-15.9	0	0	0	0	0	0	0	0	0	0	0
	34. 16.0-19.9	0	0	0	0	0	0	0	0	0	0	0
	35. 20.0-24.9	0	0	0	0	0	0	0	0	0	0	0
	36. 25.0-32.9	0	0	0	0	0	0	0	0	0	0	0
	37. 33.0-42.9	0	0	0	0	0	0	0	0	0	0	0
	38. 43.0-54.9	0	0	0	0	0	0	0	0	0	0	0
	39. 55.0-69.9	0	0	0	0	0	0	0	0	0	0	0
	40. 70.0 Plus	0	0	0	0	0	0	0	0	0	0	0
Administrative Support	41. \$0.1-15.9	2	2	0	0	0	0	0	0	0	0	0
	42. 16.0-19.9	0	0	0	0	0	0	0	0	0	0	0
	43. 20.0-24.9	0	0	0	0	0	0	0	0	0	0	0
	44. 25.0-32.9	0	0	0	0	0	0	0	0	0	0	0
	45. 33.0-42.9	8	2	0	0	0	0	4	0	2	0	0
	46. 43.0-54.9	0	0	0	0	0	0	0	0	0	0	0
	47. 55.0-69.9	0	0	0	0	0	0	0	0	0	0	0
	48. 70.0 Plus	0	0	0	0	0	0	0	0	0	0	0

D. EMPLOYMENT DATA AS OF JUNE 30 (Cont.)											FUNCTION TYPE 5	
(Do not include elected/appointed officials. Blanks will be counted as zero)												
1. FULL-TIME EMPLOYEES (Temporary employees are not included)												
JOB CATEGORIES	ANNUAL SALARY (In thousands 000)	TOTAL (COLUMNS B-K) A	MALE					FEMALE				
			NON-HISPANIC ORIGIN		HISPANIC	ASIAN OR PACIFIC ISLANDER	AMERICAN INDIAN OR ALASKAN NATIVE	NON-HISPANIC ORIGIN		HISPANIC	ASIAN OR PACIFIC ISLANDER	AMERICAN INDIAN OR ALASKAN NATIVE
			WHITE	BLACK				WHITE	BLACK			
Skilled Craft Workers	49. \$0.1-15.9	0	0	0	0	0	0	0	0	0	0	0
	50. 16.0-19.9	0	0	0	0	0	0	0	0	0	0	0
	51. 20.0-24.9	0	0	0	0	0	0	0	0	0	0	0
	52. 25.0-32.9	0	0	0	0	0	0	0	0	0	0	0
	53. 33.0-42.9	0	0	0	0	0	0	0	0	0	0	0
	54. 43.0-54.9	0	0	0	0	0	0	0	0	0	0	0
	55. 55.0-69.9	1	1	0	0	0	0	0	0	0	0	0
	56. 70.0 Plus	0	0	0	0	0	0	0	0	0	0	0
Service-Maintenance	57. \$0.1-15.9	0	0	0	0	0	0	0	0	0	0	0
	58. 16.0-19.9	0	0	0	0	0	0	0	0	0	0	0
	59. 20.0-24.9	0	0	0	0	0	0	0	0	0	0	0
	60. 25.0-32.9	0	0	0	0	0	0	0	0	0	0	0
	61. 33.0-42.9	0	0	0	0	0	0	0	0	0	0	0
	62. 43.0-54.9	0	0	0	0	0	0	0	0	0	0	0
	63. 55.0-69.9	0	0	0	0	0	0	0	0	0	0	0
	64. 70.0 Plus	0	0	0	0	0	0	0	0	0	0	0
65. TOTAL FULL TIME (Lines 1-64)	104	71	1	7	4	2	16	0	3	0	0	
2. OTHER THAN FULLTIME EMPLOYEES (Including temporary employees)												
66.OFFICIALS/ADMIN	0	0	0	0	0	0	0	0	0	0	0	
67.PROFESSIONALS	0	0	0	0	0	0	0	0	0	0	0	
68.TECHNICIANS	0	0	0	0	0	0	0	0	0	0	0	
69.PROTECTIVE SERVICE	0	0	0	0	0	0	0	0	0	0	0	
70.PARA-PROFESSIONAL	0	0	0	0	0	0	0	0	0	0	0	
71.ADMIN. SUPPORT	0	0	0	0	0	0	0	0	0	0	0	
72.SKILLED CRAFT	3	3	0	0	0	0	0	0	0	0	0	
73.SERVICE/MAINTENANCE	0	0	0	0	0	0	0	0	0	0	0	
74. TOTAL OTHER THAN FULL TIME (Lines 66-73)	3	3	0	0	0	0	0	0	0	0	0	
3. NEW HIRES DURING FISCAL YEAR Permanent full time only JULY 1 - JUNE 30												
75.OFFICIALS/ADMIN	0	0	0	0	0	0	0	0	0	0	0	
76.PROFESSIONALS	0	0	0	0	0	0	0	0	0	0	0	
77.TECHNICIANS	1	0	0	0	0	0	1	0	0	0	0	
78.PROTECTIVE SERVICE	0	0	0	0	0	0	0	0	0	0	0	
79.PARA-PROFESSIONAL	0	0	0	0	0	0	0	0	0	0	0	
80.ADMIN. SUPPORT	2	0	0	0	0	0	2	0	0	0	0	
81.SKILLED CRAFT	0	0	0	0	0	0	0	0	0	0	0	
82.SERVICE/MAINTENANCE	0	0	0	0	0	0	0	0	0	0	0	
83. TOTAL NEW HIRES (Lines 75-82)	3	0	0	0	0	0	3	0	0	0	0	

FUNCTION TYPE 5				
REMARKS (List National Crime Information Center (NCIC) number assigned to any Criminal Justice Agencies whose data are included in this report)				
LIST AGENCIES INCLUDED ON THIS FORM				
CERTIFICATION. I certify that the information given in this report is correct and true to the best of my knowledge and was reported in accordance with accompanying instructions. (Willfully false statements on this report are punishable by law, US Code, Title 18, Section 1001.)				
NAME OF PERSON TO CONTACT REGARDING THIS FORM		TITLE		
ARCHIE M SUTTON		HR MANAGER		
ADDRESS (Number and Street, City, State, Zip Code)		TELEPHONE NUMBER	Ext	FAX NUMBER
129 N 2ND ST, YAKIMA, WA, 98901		5095756090		5095756090
DATE	EMAIL	TYPED NAME/TITLE OF AUTHORIZED OFFICIAL		SIGNATURE 
		ARCHIE M SUTTON		


D. EMPLOYMENT DATA AS OF JUNE 30											FUNCTION TYPE 6	
(Do not include elected/appointed officials. Blanks will be counted as zero)												
1. FULL-TIME EMPLOYEES (Temporary employees are not included)												
JOB CATEGORIES	ANNUAL SALARY (In thousands 000)	TOTAL (COLUMNS B-K)	MALE					FEMALE				
			NON-HISPANIC ORIGIN		HISPANIC	ASIAN OR PACIFIC ISLANDER	AMERICAN INDIAN OR ALASKAN NATIVE	NON-HISPANIC ORIGIN		HISPANIC	ASIAN OR PACIFIC ISLANDER	AMERICAN INDIAN OR ALASKAN NATIVE
			WHITE	BLACK				WHITE	BLACK			
		A	B	C	D	E	F	G	H	I	J	K
Officials and Administrators	1. \$0.1-15.9	0	0	0	0	0	0	0	0	0	0	0
	2. 16.0-19.9	0	0	0	0	0	0	0	0	0	0	0
	3. 20.0-24.9	0	0	0	0	0	0	0	0	0	0	0
	4. 25.0-32.9	0	0	0	0	0	0	0	0	0	0	0
	5. 33.0-42.9	0	0	0	0	0	0	0	0	0	0	0
	6. 43.0-54.9	0	0	0	0	0	0	0	0	0	0	0
	7. 55.0-69.9	0	0	0	0	0	0	0	0	0	0	0
	8. 70.0 Plus	1	0	0	0	0	0	1	0	0	0	0
Professionals	9. \$0.1-15.9	0	0	0	0	0	0	0	0	0	0	0
	10. 16.0-19.9	0	0	0	0	0	0	0	0	0	0	0
	11. 20.0-24.9	0	0	0	0	0	0	0	0	0	0	0
	12. 25.0-32.9	0	0	0	0	0	0	0	0	0	0	0
	13. 33.0-42.9	0	0	0	0	0	0	0	0	0	0	0
	14. 43.0-54.9	1	1	0	0	0	0	0	0	0	0	0
	15. 55.0-69.9	0	0	0	0	0	0	0	0	0	0	0
	16. 70.0 Plus	0	0	0	0	0	0	0	0	0	0	0
Technicians	17. \$0.1-15.9	0	0	0	0	0	0	0	0	0	0	0
	18. 16.0-19.9	0	0	0	0	0	0	0	0	0	0	0
	19. 20.0-24.9	0	0	0	0	0	0	0	0	0	0	0
	20. 25.0-32.9	0	0	0	0	0	0	0	0	0	0	0
	21. 33.0-42.9	1	1	0	0	0	0	0	0	0	0	0
	22. 43.0-54.9	1	1	0	0	0	0	0	0	0	0	0
	23. 55.0-69.9	1	1	0	0	0	0	0	0	0	0	0
	24. 70.0 Plus	1	1	0	0	0	0	0	0	0	0	0
Protective Service Workers	25. \$0.1-15.9	0	0	0	0	0	0	0	0	0	0	0
	26. 16.0-19.9	0	0	0	0	0	0	0	0	0	0	0
	27. 20.0-24.9	0	0	0	0	0	0	0	0	0	0	0
	28. 25.0-32.9	0	0	0	0	0	0	0	0	0	0	0
	29. 33.0-42.9	0	0	0	0	0	0	0	0	0	0	0
	30. 43.0-54.9	0	0	0	0	0	0	0	0	0	0	0
	31. 55.0-69.9	0	0	0	0	0	0	0	0	0	0	0
	32. 70.0 Plus	0	0	0	0	0	0	0	0	0	0	0
Paraprofessionals	33. \$0.1-15.9	0	0	0	0	0	0	0	0	0	0	0
	34. 16.0-19.9	0	0	0	0	0	0	0	0	0	0	0
	35. 20.0-24.9	0	0	0	0	0	0	0	0	0	0	0
	36. 25.0-32.9	1	1	0	0	0	0	0	0	0	0	0
	37. 33.0-42.9	1	0	0	0	0	0	1	0	0	0	0
	38. 43.0-54.9	2	1	0	0	0	0	1	0	0	0	0
	39. 55.0-69.9	1	0	0	0	0	0	1	0	0	0	0
	40. 70.0 Plus	0	0	0	0	0	0	0	0	0	0	0
Administrative Support	41. \$0.1-15.9	0	0	0	0	0	0	0	0	0	0	0
	42. 16.0-19.9	0	0	0	0	0	0	0	0	0	0	0
	43. 20.0-24.9	0	0	0	0	0	0	0	0	0	0	0
	44. 25.0-32.9	1	0	0	0	0	0	1	0	0	0	0
	45. 33.0-42.9	0	0	0	0	0	0	0	0	0	0	0
	46. 43.0-54.9	0	0	0	0	0	0	0	0	0	0	0
	47. 55.0-69.9	0	0	0	0	0	0	0	0	0	0	0
	48. 70.0 Plus	0	0	0	0	0	0	0	0	0	0	0

D. EMPLOYMENT DATA AS OF JUNE 30 (Cont.)											FUNCTION TYPE 6	
(Do not include elected/appointed officials. Blanks will be counted as zero)												
1. FULL-TIME EMPLOYEES (Temporary employees are not included)												
JOB CATEGORIES	ANNUAL SALARY (In thousands 000)	TOTAL (COLUMNS B-K) A	MALE					FEMALE				
			NON-HISPANIC ORIGIN		HISPANIC D	ASIAN OR PACIFIC ISLANDER E	AMERICAN INDIAN OR ALASKAN NATIVE F	NON-HISPANIC ORIGIN		HISPANIC I	ASIAN OR PACIFIC ISLANDER J	AMERICAN INDIAN OR ALASKAN NATIVE K
			WHITE B	BLACK C				WHITE G	BLACK H			
Skilled Craft Workers	49. \$0.1-15.9	0	0	0	0	0	0	0	0	0	0	0
	50. 16.0-19.9	0	0	0	0	0	0	0	0	0	0	0
	51. 20.0-24.9	0	0	0	0	0	0	0	0	0	0	0
	52. 25.0-32.9	0	0	0	0	0	0	0	0	0	0	0
	53. 33.0-42.9	0	0	0	0	0	0	0	0	0	0	0
	54. 43.0-54.9	0	0	0	0	0	0	0	0	0	0	0
	55. 55.0-69.9	0	0	0	0	0	0	0	0	0	0	0
	56. 70.0 Plus	0	0	0	0	0	0	0	0	0	0	0
Service-Maintenance	57. \$0.1-15.9	1	0	0	1	0	0	0	0	0	0	0
	58. 16.0-19.9	1	0	0	0	0	0	1	0	0	0	0
	59. 20.0-24.9	1	1	0	0	0	0	0	0	0	0	0
	60. 25.0-32.9	4	2	0	0	0	0	2	0	0	0	0
	61. 33.0-42.9	8	2	1	2	1	0	2	0	0	0	0
	62. 43.0-54.9	1	0	0	0	0	1	0	0	0	0	0
	63. 55.0-69.9	0	0	0	0	0	0	0	0	0	0	0
	64. 70.0 Plus	0	0	0	0	0	0	0	0	0	0	0
65. TOTAL FULL TIME (Lines 1-64)		28	12	1	3	1	1	10	0	0	0	0
2. OTHER THAN FULLTIME EMPLOYEES (Including temporary employees)												
66.OFFICIALS/ADMIN		0	0	0	0	0	0	0	0	0	0	0
67.PROFESSIONALS		0	0	0	0	0	0	0	0	0	0	0
68.TECHNICIANS		0	0	0	0	0	0	0	0	0	0	0
69.PROTECTIVE SERVICE		0	0	0	0	0	0	0	0	0	0	0
70.PARA-PROFESSIONAL		4	1	0	1	0	0	2	0	0	0	0
71.ADMIN. SUPPORT		0	0	0	0	0	0	0	0	0	0	0
72.SKILLED CRAFT		0	0	0	0	0	0	0	0	0	0	0
73.SERVICE/MAINTENANCE		72	30	0	5	0	2	27	2	4	1	1
74. TOTAL OTHER THAN FULL TIME (Lines 66-73)		76	31	0	6	0	2	29	2	4	1	1
3. NEW HIRES DURING FISCAL YEAR Permanent full time only JULY 1 - JUNE 30												
75.OFFICIALS/ADMIN		0	0	0	0	0	0	0	0	0	0	0
76.PROFESSIONALS		0	0	0	0	0	0	0	0	0	0	0
77.TECHNICIANS		0	0	0	0	0	0	0	0	0	0	0
78.PROTECTIVE SERVICE		0	0	0	0	0	0	0	0	0	0	0
79.PARA-PROFESSIONAL		1	1	0	0	0	0	0	0	0	0	0
80.ADMIN. SUPPORT		0	0	0	0	0	0	0	0	0	0	0
81.SKILLED CRAFT		0	0	0	0	0	0	0	0	0	0	0
82.SERVICE/MAINTENANCE		0	0	0	0	0	0	0	0	0	0	0
83. TOTAL NEW HIRES (Lines 75-82)		1	1	0	0	0	0	0	0	0	0	0

FUNCTION TYPE 6				
REMARKS (List National Crime Information Center (NCIC) number assigned to any Criminal Justice Agencies whose data are included in this report)				
LIST AGENCIES INCLUDED ON THIS FORM				
CERTIFICATION. I certify that the information given in this report is correct and true to the best of my knowledge and was reported in accordance with accompanying instructions. (Willfully false statements on this report are punishable by law, US Code, Title 18, Section 1001.)				
NAME OF PERSON TO CONTACT REGARDING THIS FORM		TITLE		
ARCHIE M SUTTON		HR MANAGER		
ADDRESS (Number and Street, City, State, Zip Code)		TELEPHONE NUMBER	Ext	FAX NUMBER
129 N 2ND ST.YAKIMA,WA.98901		5095756090		5095756090
DATE	EMAIL	TYPED NAME/TITLE OF AUTHORIZED OFFICIAL		SIGNATURE
		ARCHIE M SUTTON		


D. EMPLOYMENT DATA AS OF JUNE 30											FUNCTION TYPE 9	
(Do not include elected/appointed officials. Blanks will be counted as zero)												
1. FULL-TIME EMPLOYEES (Temporary employees are not included)												
JOB CATEGORIES	ANNUAL SALARY (In thousands ; 000)	TOTAL (COLUMNS B-K) A	MALE					FEMALE				
			NON-HISPANIC ORIGIN		HISPANIC	ASIAN OR PACIFIC ISLANDER	AMERICAN INDIAN OR ALASKAN NATIVE	NON-HISPANIC ORIGIN		HISPANIC	ASIAN OR PACIFIC ISLANDER	AMERICAN INDIAN OR ALASKAN NATIVE
			WHITE	BLACK				WHITE	BLACK			
			B	C	D	E	F	G	H	I	J	K
Officials and Administrators	1. \$0.1-15.9	0	0	0	0	0	0	0	0	0	0	0
	2. 16.0-19.9	0	0	0	0	0	0	0	0	0	0	0
	3. 20.0-24.9	0	0	0	0	0	0	0	0	0	0	0
	4. 25.0-32.9	0	0	0	0	0	0	0	0	0	0	0
	5. 33.0-42.9	0	0	0	0	0	0	0	0	0	0	0
	6. 43.0-54.9	0	0	0	0	0	0	0	0	0	0	0
	7. 55.0-69.9	0	0	0	0	0	0	0	0	0	0	0
	8. 70.0 Plus	2	2	0	0	0	0	0	0	0	0	0
Professionals	9. \$0.1-15.9	0	0	0	0	0	0	0	0	0	0	0
	10. 16.0-19.9	0	0	0	0	0	0	0	0	0	0	0
	11. 20.0-24.9	0	0	0	0	0	0	0	0	0	0	0
	12. 25.0-32.9	0	0	0	0	0	0	0	0	0	0	0
	13. 33.0-42.9	0	0	0	0	0	0	0	0	0	0	0
	14. 43.0-54.9	1	0	1	0	0	0	0	0	0	0	0
	15. 55.0-69.9	0	0	0	0	0	0	0	0	0	0	0
	16. 70.0 Plus	1	1	0	0	0	0	0	0	0	0	0
Technicians	17. \$0.1-15.9	1	1	0	0	0	0	0	0	0	0	0
	18. 16.0-19.9	0	0	0	0	0	0	0	0	0	0	0
	19. 20.0-24.9	0	0	0	0	0	0	0	0	0	0	0
	20. 25.0-32.9	1	0	0	0	0	0	1	0	0	0	0
	21. 33.0-42.9	8	0	0	0	0	0	6	0	2	0	0
	22. 43.0-54.9	8	4	0	0	0	0	3	0	1	0	0
	23. 55.0-69.9	0	0	0	0	0	0	0	0	0	0	0
	24. 70.0 Plus	0	0	0	0	0	0	0	0	0	0	0
Protective Service Workers	25. \$0.1-15.9	0	0	0	0	0	0	0	0	0	0	0
	26. 16.0-19.9	0	0	0	0	0	0	0	0	0	0	0
	27. 20.0-24.9	0	0	0	0	0	0	0	0	0	0	0
	28. 25.0-32.9	0	0	0	0	0	0	0	0	0	0	0
	29. 33.0-42.9	0	0	0	0	0	0	0	0	0	0	0
	30. 43.0-54.9	0	0	0	0	0	0	0	0	0	0	0
	31. 55.0-69.9	0	0	0	0	0	0	0	0	0	0	0
	32. 70.0 Plus	0	0	0	0	0	0	0	0	0	0	0
Paraprofessionals	33. \$0.1-15.9	0	0	0	0	0	0	0	0	0	0	0
	34. 16.0-19.9	0	0	0	0	0	0	0	0	0	0	0
	35. 20.0-24.9	0	0	0	0	0	0	0	0	0	0	0
	36. 25.0-32.9	0	0	0	0	0	0	0	0	0	0	0
	37. 33.0-42.9	0	0	0	0	0	0	0	0	0	0	0
	38. 43.0-54.9	0	0	0	0	0	0	0	0	0	0	0
	39. 55.0-69.9	0	0	0	0	0	0	0	0	0	0	0
	40. 70.0 Plus	0	0	0	0	0	0	0	0	0	0	0
Administrative Support	41. \$0.1-15.9	0	0	0	0	0	0	0	0	0	0	0
	42. 16.0-19.9	0	0	0	0	0	0	0	0	0	0	0
	43. 20.0-24.9	0	0	0	0	0	0	0	0	0	0	0
	44. 25.0-32.9	1	0	0	0	0	0	0	0	1	0	0
	45. 33.0-42.9	1	0	0	0	0	0	1	0	0	0	0
	46. 43.0-54.9	0	0	0	0	0	0	0	0	0	0	0
	47. 55.0-69.9	1	0	0	0	0	0	1	0	0	0	0
	48. 70.0 Plus	0	0	0	0	0	0	0	0	0	0	0

D. EMPLOYMENT DATA AS OF JUNE 30 (Cont.)											FUNCTION TYPE 9	
(Do not include elected/appointed officials. Blanks will be counted as zero)												
1. FULL-TIME EMPLOYEES (Temporary employees are not included)												
JOB CATEGORIES	ANNUAL SALARY (In thousands 000)	TOTAL (COLUMNS B-K) A	MALE					FEMALE				
			NON-HISPANIC ORIGIN		HISPANIC	ASIAN OR PACIFIC ISLANDER	AMERICAN INDIAN OR ALASKAN NATIVE	NON-HISPANIC ORIGIN		HISPANIC	ASIAN OR PACIFIC ISLANDER	AMERICAN INDIAN OR ALASKAN NATIVE
			WHITE	BLACK				WHITE	BLACK			
Skilled Craft Workers	49. \$0.1-15.9	0	0	0	0	0	0	0	0	0	0	0
	50. 16.0-19.9	0	0	0	0	0	0	0	0	0	0	0
	51. 20.0-24.9	0	0	0	0	0	0	0	0	0	0	0
	52. 25.0-32.9	0	0	0	0	0	0	0	0	0	0	0
	53. 33.0-42.9	0	0	0	0	0	0	0	0	0	0	0
	54. 43.0-54.9	1	1	0	0	0	0	0	0	0	0	0
	55. 55.0-69.9	0	0	0	0	0	0	0	0	0	0	0
	56. 70.0 Plus	1	1	0	0	0	0	0	0	0	0	0
Service-Maintenance	57. \$0.1-15.9	0	0	0	0	0	0	0	0	0	0	0
	58. 16.0-19.9	0	0	0	0	0	0	0	0	0	0	0
	59. 20.0-24.9	0	0	0	0	0	0	0	0	0	0	0
	60. 25.0-32.9	0	0	0	0	0	0	0	0	0	0	0
	61. 33.0-42.9	3	1	0	1	0	0	1	0	0	0	0
	62. 43.0-54.9	0	0	0	0	0	0	0	0	0	0	0
	63. 55.0-69.9	0	0	0	0	0	0	0	0	0	0	0
	64. 70.0 Plus	0	0	0	0	0	0	0	0	0	0	0
65. TOTAL FULL TIME (Lines 1-64)	30	11	1	1	0	0	13	0	4	0	0	
2. OTHER THAN FULLTIME EMPLOYEES (Including temporary employees)												
66.OFFICIALS/ADMIN	0	0	0	0	0	0	0	0	0	0	0	
67.PROFESSIONALS	0	0	0	0	0	0	0	0	0	0	0	
68.TECHNICIANS	0	0	0	0	0	0	0	0	0	0	0	
69.PROTECTIVE SERVICE	0	0	0	0	0	0	0	0	0	0	0	
70.PARA-PROFESSIONAL	0	0	0	0	0	0	0	0	0	0	0	
71.ADMIN. SUPPORT	1	0	0	0	0	0	0	0	1	0	0	
72.SKILLED CRAFT	0	0	0	0	0	0	0	0	0	0	0	
73.SERVICE/MAINTENANCE	0	0	0	0	0	0	0	0	0	0	0	
74. TOTAL OTHER THAN FULL TIME (Lines 66-73)	1	0	0	0	0	0	0	0	1	0	0	
3. NEW HIRES DURING FISCAL YEAR Permanent full time only JULY 1 - JUNE 30												
75.OFFICIALS/ADMIN	0	0	0	0	0	0	0	0	0	0	0	
76.PROFESSIONALS	0	0	0	0	0	0	0	0	0	0	0	
77.TECHNICIANS	0	0	0	0	0	0	0	0	0	0	0	
78.PROTECTIVE SERVICE	0	0	0	0	0	0	0	0	0	0	0	
79.PARA-PROFESSIONAL	0	0	0	0	0	0	0	0	0	0	0	
80.ADMIN. SUPPORT	0	0	0	0	0	0	0	0	0	0	0	
81.SKILLED CRAFT	0	0	0	0	0	0	0	0	0	0	0	
82.SERVICE/MAINTENANCE	0	0	0	0	0	0	0	0	0	0	0	
83. TOTAL NEW HIRES (Lines 75-82)	0	0	0	0	0	0	0	0	0	0	0	

FUNCTION TYPE 9				
REMARKS (List National Crime Information Center (NCIC) number assigned to any Criminal Justice Agencies whose data are included in this report)				
LIST AGENCIES INCLUDED ON THIS FORM				
CERTIFICATION. I certify that the information given in this report is correct and true to the best of my knowledge and was reported in accordance with accompanying instructions. (Willfully false statements on this report are punishable by law, US Code, Title 18, Section 1001.)				
NAME OF PERSON TO CONTACT REGARDING THIS FORM		TITLE		
ARCHIE M SUTTON		HR MANAGER		
ADDRESS (Number and Street, City, State, Zip Code)		TELEPHONE NUMBER	Ext	FAX NUMBER
129 N 2ND ST, YAKIMA, WA, 98901		5095756090		5095756090
DATE	EMAIL	TYPED NAME/TITLE OF AUTHORIZED OFFICIAL		SIGNATURE 
		ARCHIE M SUTTON		


D. EMPLOYMENT DATA AS OF JUNE 30											FUNCTION TYPE 10	
(Do not include elected/appointed officials. Blanks will be counted as zero)												
1. FULL-TIME EMPLOYEES (Temporary employees are not included)												
JOB CATEGORIES	ANNUAL SALARY (In thousands 000)	TOTAL (COLUMNS B-K) A	MALE					FEMALE				
			NON-HISPANIC ORIGIN		HISPANIC	ASIAN OR PACIFIC ISLANDER	AMERICAN INDIAN OR ALASKAN NATIVE	NON-HISPANIC ORIGIN		HISPANIC	ASIAN OR PACIFIC ISLANDER	AMERICAN INDIAN OR ALASKAN NATIVE
			WHITE	BLACK				WHITE	BLACK			
			B	C	D	E	F	G	H	I	J	K
Officials and Administrators	1. \$0.1-15.9	0	0	0	0	0	0	0	0	0	0	0
	2. 16.0-19.9	0	0	0	0	0	0	0	0	0	0	0
	3. 20.0-24.9	0	0	0	0	0	0	0	0	0	0	0
	4. 25.0-32.9	0	0	0	0	0	0	0	0	0	0	0
	5. 33.0-42.9	0	0	0	0	0	0	0	0	0	0	0
	6. 43.0-54.9	0	0	0	0	0	0	0	0	0	0	0
	7. 55.0-69.9	0	0	0	0	0	0	0	0	0	0	0
	8. 70.0 Plus	2	1	0	1	0	0	0	0	0	0	0
Professionals	9. \$0.1-15.9	1	0	0	0	0	0	1	0	0	0	0
	10. 16.0-19.9	0	0	0	0	0	0	0	0	0	0	0
	11. 20.0-24.9	0	0	0	0	0	0	0	0	0	0	0
	12. 25.0-32.9	0	0	0	0	0	0	0	0	0	0	0
	13. 33.0-42.9	0	0	0	0	0	0	0	0	0	0	0
	14. 43.0-54.9	1	0	1	0	0	0	0	0	0	0	0
	15. 55.0-69.9	0	0	0	0	0	0	0	0	0	0	0
	16. 70.0 Plus	1	1	0	0	0	0	0	0	0	0	0
Technicians	17. \$0.1-15.9	0	0	0	0	0	0	0	0	0	0	0
	18. 16.0-19.9	0	0	0	0	0	0	0	0	0	0	0
	19. 20.0-24.9	0	0	0	0	0	0	0	0	0	0	0
	20. 25.0-32.9	0	0	0	0	0	0	0	0	0	0	0
	21. 33.0-42.9	1	0	0	0	0	0	1	0	0	0	0
	22. 43.0-54.9	1	1	0	0	0	0	0	0	0	0	0
	23. 55.0-69.9	0	0	0	0	0	0	0	0	0	0	0
	24. 70.0 Plus	0	0	0	0	0	0	0	0	0	0	0
Protective Service Workers	25. \$0.1-15.9	0	0	0	0	0	0	0	0	0	0	0
	26. 16.0-19.9	0	0	0	0	0	0	0	0	0	0	0
	27. 20.0-24.9	0	0	0	0	0	0	0	0	0	0	0
	28. 25.0-32.9	0	0	0	0	0	0	0	0	0	0	0
	29. 33.0-42.9	0	0	0	0	0	0	0	0	0	0	0
	30. 43.0-54.9	0	0	0	0	0	0	0	0	0	0	0
	31. 55.0-69.9	0	0	0	0	0	0	0	0	0	0	0
	32. 70.0 Plus	0	0	0	0	0	0	0	0	0	0	0
Paraprofessionals	33. \$0.1-15.9	0	0	0	0	0	0	0	0	0	0	0
	34. 16.0-19.9	0	0	0	0	0	0	0	0	0	0	0
	35. 20.0-24.9	0	0	0	0	0	0	0	0	0	0	0
	36. 25.0-32.9	0	0	0	0	0	0	0	0	0	0	0
	37. 33.0-42.9	0	0	0	0	0	0	0	0	0	0	0
	38. 43.0-54.9	0	0	0	0	0	0	0	0	0	0	0
	39. 55.0-69.9	0	0	0	0	0	0	0	0	0	0	0
	40. 70.0 Plus	0	0	0	0	0	0	0	0	0	0	0
Administrative Support	41. \$0.1-15.9	0	0	0	0	0	0	0	0	0	0	0
	42. 16.0-19.9	0	0	0	0	0	0	0	0	0	0	0
	43. 20.0-24.9	0	0	0	0	0	0	0	0	0	0	0
	44. 25.0-32.9	0	0	0	0	0	0	0	0	0	0	0
	45. 33.0-42.9	1	0	0	0	0	0	1	0	0	0	0
	46. 43.0-54.9	1	0	0	0	0	0	1	0	0	0	0
	47. 55.0-69.9	0	0	0	0	0	0	0	0	0	0	0
	48. 70.0 Plus	0	0	0	0	0	0	0	0	0	0	0

D. EMPLOYMENT DATA AS OF JUNE 30 (Cont.)											FUNCTION TYPE 10	
(Do not include elected/appointed officials. Blanks will be counted as zero)												
1. FULL-TIME EMPLOYEES (Temporary employees are not included)												
JOB CATEGORIES	ANNUAL SALARY (In thousands 000)	TOTAL (COLUMNS B-K) A	MALE					FEMALE				
			NON-HISPANIC ORIGIN		HISPANIC	ASIAN OR PACIFIC ISLANDER	AMERICAN INDIAN OR ALASKAN NATIVE	NON-HISPANIC ORIGIN		HISPANIC	ASIAN OR PACIFIC ISLANDER	AMERICAN INDIAN OR ALASKAN NATIVE
			WHITE	BLACK				WHITE	BLACK			
Skilled Craft Workers	49. \$0.1-15.9	0	0	0	0	0	0	0	0	0	0	0
	50. 16.0-19.9	0	0	0	0	0	0	0	0	0	0	0
	51. 20.0-24.9	0	0	0	0	0	0	0	0	0	0	0
	52. 25.0-32.9	0	0	0	0	0	0	0	0	0	0	0
	53. 33.0-42.9	0	0	0	0	0	0	0	0	0	0	0
	54. 43.0-54.9	0	0	0	0	0	0	0	0	0	0	0
	55. 55.0-69.9	0	0	0	0	0	0	0	0	0	0	0
	56. 70.0 Plus	0	0	0	0	0	0	0	0	0	0	0
Service-Maintenance	57. \$0.1-15.9	0	0	0	0	0	0	0	0	0	0	0
	58. 16.0-19.9	0	0	0	0	0	0	0	0	0	0	0
	59. 20.0-24.9	0	0	0	0	0	0	0	0	0	0	0
	60. 25.0-32.9	0	0	0	0	0	0	0	0	0	0	0
	61. 33.0-42.9	0	0	0	0	0	0	0	0	0	0	0
	62. 43.0-54.9	0	0	0	0	0	0	0	0	0	0	0
	63. 55.0-69.9	0	0	0	0	0	0	0	0	0	0	0
	64. 70.0 Plus	0	0	0	0	0	0	0	0	0	0	0
65. TOTAL FULL TIME (Lines 1-64)	9	3	1	1	0	0	4	0	0	0	0	
2. OTHER THAN FULLTIME EMPLOYEES (Including temporary employees)												
66.OFFICIALS/ADMIN	0	0	0	0	0	0	0	0	0	0	0	
67.PROFESSIONALS	0	0	0	0	0	0	0	0	0	0	0	
68.TECHNICIANS	1	1	0	0	0	0	0	0	0	0	0	
69.PROTECTIVE SERVICE	0	0	0	0	0	0	0	0	0	0	0	
70.PARA-PROFESSIONAL	0	0	0	0	0	0	0	0	0	0	0	
71.ADMIN. SUPPORT	1	1	0	0	0	0	0	0	0	0	0	
72.SKILLED CRAFT	0	0	0	0	0	0	0	0	0	0	0	
73.SERVICE/MAINTENANCE	1	1	0	0	0	0	0	0	0	0	0	
74. TOTAL OTHER THAN FULL TIME (Lines 66-73)	3	3	0	0	0	0	0	0	0	0	0	
3. NEW HIRES DURING FISCAL YEAR Permanent full time only JULY 1 - JUNE 30												
75.OFFICIALS/ADMIN	0	0	0	0	0	0	0	0	0	0	0	
76.PROFESSIONALS	0	0	0	0	0	0	0	0	0	0	0	
77.TECHNICIANS	0	0	0	0	0	0	0	0	0	0	0	
78.PROTECTIVE SERVICE	0	0	0	0	0	0	0	0	0	0	0	
79.PARA-PROFESSIONAL	0	0	0	0	0	0	0	0	0	0	0	
80.ADMIN. SUPPORT	0	0	0	0	0	0	0	0	0	0	0	
81.SKILLED CRAFT	0	0	0	0	0	0	0	0	0	0	0	
82.SERVICE/MAINTENANCE	0	0	0	0	0	0	0	0	0	0	0	
83. TOTAL NEW HIRES (Lines 75-82)	0	0	0	0	0	0	0	0	0	0	0	

FUNCTION TYPE 10				
REMARKS (List National Crime Information Center (NCIC) number assigned to any Criminal Justice Agencies whose data are included in this report)				
LIST AGENCIES INCLUDED ON THIS FORM				
CERTIFICATION. I certify that the information given in this report is correct and true to the best of my knowledge and was reported in accordance with accompanying instructions. (Willfully false statements on this report are punishable by law, US Code, Title 18, Section 1001.)				
NAME OF PERSON TO CONTACT REGARDING THIS FORM		TITLE		
ARCHIE M SUTTON		HR MANAGER		
ADDRESS (Number and Street, City, State, Zip Code)		TELEPHONE NUMBER	Ext	FAX NUMBER
129 N 2ND ST, YAKIMA, WA. 98901		5095756090		5095756090
DATE	EMAIL	TYPED NAME/TITLE OF AUTHORIZED OFFICIAL		SIGNATURE
		ARCHIE M SUTTON		

D. EMPLOYMENT DATA AS OF JUNE 30											FUNCTION TYPE 11	
(Do not include elected/appointed officials. Blanks will be counted as zero)												
1. FULL-TIME EMPLOYEES (Temporary employees are not included)												
JOB CATEGORIES	ANNUAL SALARY (In thousands 000)	TOTAL (COLUMNS B-K) A	MALE					FEMALE				
			NON-HISPANIC ORIGIN		HISPANIC D	ASIAN OR PACIFIC ISLANDER E	AMERICAN INDIAN OR ALASKAN NATIVE F	NON-HISPANIC ORIGIN		HISPANIC I	ASIAN OR PACIFIC ISLANDER J	AMERICAN INDIAN OR ALASKAN NATIVE K
			WHITE B	BLACK C				WHITE G	BLACK H			
Officials and Administrators	1. \$0.1-15.9	0	0	0	0	0	0	0	0	0	0	0
	2. 16.0-19.9	0	0	0	0	0	0	0	0	0	0	0
	3. 20.0-24.9	0	0	0	0	0	0	0	0	0	0	0
	4. 25.0-32.9	0	0	0	0	0	0	0	0	0	0	0
	5. 33.0-42.9	0	0	0	0	0	0	0	0	0	0	0
	6. 43.0-54.9	0	0	0	0	0	0	0	0	0	0	0
	7. 55.0-69.9	0	0	0	0	0	0	0	0	0	0	0
	8. 70.0 Plus	0	0	0	0	0	0	0	0	0	0	0
Professionals	9. \$0.1-15.9	0	0	0	0	0	0	0	0	0	0	0
	10. 16.0-19.9	0	0	0	0	0	0	0	0	0	0	0
	11. 20.0-24.9	0	0	0	0	0	0	0	0	0	0	0
	12. 25.0-32.9	0	0	0	0	0	0	0	0	0	0	0
	13. 33.0-42.9	0	0	0	0	0	0	0	0	0	0	0
	14. 43.0-54.9	0	0	0	0	0	0	0	0	0	0	0
	15. 55.0-69.9	0	0	0	0	0	0	0	0	0	0	0
	16. 70.0 Plus	0	0	0	0	0	0	0	0	0	0	0
Technicians	17. \$0.1-15.9	0	0	0	0	0	0	0	0	0	0	0
	18. 16.0-19.9	0	0	0	0	0	0	0	0	0	0	0
	19. 20.0-24.9	0	0	0	0	0	0	0	0	0	0	0
	20. 25.0-32.9	0	0	0	0	0	0	0	0	0	0	0
	21. 33.0-42.9	0	0	0	0	0	0	0	0	0	0	0
	22. 43.0-54.9	2	0	0	0	0	0	2	0	0	0	0
	23. 55.0-69.9	0	0	0	0	0	0	0	0	0	0	0
	24. 70.0 Plus	0	0	0	0	0	0	0	0	0	0	0
Protective Service Workers	25. \$0.1-15.9	0	0	0	0	0	0	0	0	0	0	0
	26. 16.0-19.9	0	0	0	0	0	0	0	0	0	0	0
	27. 20.0-24.9	0	0	0	0	0	0	0	0	0	0	0
	28. 25.0-32.9	0	0	0	0	0	0	0	0	0	0	0
	29. 33.0-42.9	7	7	0	0	0	0	0	0	0	0	0
	30. 43.0-54.9	4	3	0	1	0	0	0	0	0	0	0
	31. 55.0-69.9	0	0	0	0	0	0	0	0	0	0	0
	32. 70.0 Plus	0	0	0	0	0	0	0	0	0	0	0
Paraprofessionals	33. \$0.1-15.9	0	0	0	0	0	0	0	0	0	0	0
	34. 16.0-19.9	0	0	0	0	0	0	0	0	0	0	0
	35. 20.0-24.9	0	0	0	0	0	0	0	0	0	0	0
	36. 25.0-32.9	0	0	0	0	0	0	0	0	0	0	0
	37. 33.0-42.9	0	0	0	0	0	0	0	0	0	0	0
	38. 43.0-54.9	0	0	0	0	0	0	0	0	0	0	0
	39. 55.0-69.9	0	0	0	0	0	0	0	0	0	0	0
	40. 70.0 Plus	0	0	0	0	0	0	0	0	0	0	0
Administrative Support	41. \$0.1-15.9	0	0	0	0	0	0	0	0	0	0	0
	42. 16.0-19.9	0	0	0	0	0	0	0	0	0	0	0
	43. 20.0-24.9	0	0	0	0	0	0	0	0	0	0	0
	44. 25.0-32.9	0	0	0	0	0	0	0	0	0	0	0
	45. 33.0-42.9	0	0	0	0	0	0	0	0	0	0	0
	46. 43.0-54.9	0	0	0	0	0	0	0	0	0	0	0
	47. 55.0-69.9	3	2	0	0	0	0	0	0	1	0	0
	48. 70.0 Plus	0	0	0	0	0	0	0	0	0	0	0

D. EMPLOYMENT DATA AS OF JUNE 30 (Cont.)											FUNCTION TYPE 11	
(Do not include elected/appointed officials. Blanks will be counted as zero)												
1. FULL-TIME EMPLOYEES (Temporary employees are not included)												
JOB CATEGORIES	ANNUAL SALARY (In thousands 000)	TOTAL (COLUMNS B-K) A	MALE					FEMALE				
			NON-HISPANIC ORIGIN		HISPANIC D	ASIAN OR PACIFIC ISLANDER E	AMERICAN INDIAN OR ALASKAN NATIVE F	NON-HISPANIC ORIGIN		HISPANIC I	ASIAN OR PACIFIC ISLANDER J	AMERICAN INDIAN OR ALASKAN NATIVE K
			WHITE B	BLACK C				WHITE G	BLACK H			
Skilled Craft Workers	49. \$0.1-15.9	0	0	0	0	0	0	0	0	0	0	0
	50. 16.0-19.9	0	0	0	0	0	0	0	0	0	0	0
	51. 20.0-24.9	0	0	0	0	0	0	0	0	0	0	0
	52. 25.0-32.9	0	0	0	0	0	0	0	0	0	0	0
	53. 33.0-42.9	0	0	0	0	0	0	0	0	0	0	0
	54. 43.0-54.9	0	0	0	0	0	0	0	0	0	0	0
	55. 55.0-69.9	0	0	0	0	0	0	0	0	0	0	0
	56. 70.0 Plus	0	0	0	0	0	0	0	0	0	0	0
Service-Maintenance	57. \$0.1-15.9	0	0	0	0	0	0	0	0	0	0	0
	58. 16.0-19.9	0	0	0	0	0	0	0	0	0	0	0
	59. 20.0-24.9	0	0	0	0	0	0	0	0	0	0	0
	60. 25.0-32.9	0	0	0	0	0	0	0	0	0	0	0
	61. 33.0-42.9	0	0	0	0	0	0	0	0	0	0	0
	62. 43.0-54.9	0	0	0	0	0	0	0	0	0	0	0
	63. 55.0-69.9	0	0	0	0	0	0	0	0	0	0	0
	64. 70.0 Plus	0	0	0	0	0	0	0	0	0	0	0
65. TOTAL FULL TIME (Lines 1-64)	16	12	0	1	0	0	2	0	1	0	0	
2. OTHER THAN FULLTIME EMPLOYEES (Including temporary employees)												
66.OFFICIALS/ADMIN	0	0	0	0	0	0	0	0	0	0	0	
67.PROFESSIONALS	0	0	0	0	0	0	0	0	0	0	0	
68.TECHNICIANS	0	0	0	0	0	0	0	0	0	0	0	
69.PROTECTIVE SERVICE	0	0	0	0	0	0	0	0	0	0	0	
70.PARA-PROFESSIONAL	0	0	0	0	0	0	0	0	0	0	0	
71.ADMIN. SUPPORT	0	0	0	0	0	0	0	0	0	0	0	
72.SKILLED CRAFT	0	0	0	0	0	0	0	0	0	0	0	
73.SERVICE/MAINTENANCE	0	0	0	0	0	0	0	0	0	0	0	
74. TOTAL OTHER THAN FULL TIME (Lines 66-73)	0	0	0	0	0	0	0	0	0	0	0	
3. NEW HIRES DURING FISCAL YEAR Permanent full time only JULY 1 - JUNE 30												
75.OFFICIALS/ADMIN	0	0	0	0	0	0	0	0	0	0	0	
76.PROFESSIONALS	0	0	0	0	0	0	0	0	0	0	0	
77.TECHNICIANS	0	0	0	0	0	0	0	0	0	0	0	
78.PROTECTIVE SERVICE	0	0	0	0	0	0	0	0	0	0	0	
79.PARA-PROFESSIONAL	0	0	0	0	0	0	0	0	0	0	0	
80.ADMIN. SUPPORT	0	0	0	0	0	0	0	0	0	0	0	
81.SKILLED CRAFT	0	0	0	0	0	0	0	0	0	0	0	
82.SERVICE/MAINTENANCE	0	0	0	0	0	0	0	0	0	0	0	
83. TOTAL NEW HIRES (Lines 75-82)	0	0	0	0	0	0	0	0	0	0	0	

FUNCTION TYPE 11				
REMARKS (List National Crime Information Center (NCIC) number assigned to any Criminal Justice Agencies whose data are included in this report)				
LIST AGENCIES INCLUDED ON THIS FORM				
CERTIFICATION. I certify that the information given in this report is correct and true to the best of my knowledge and was reported in accordance with accompanying instructions. (Willfully false statements on this report are punishable by law, US Code, Title 18, Section 1001.)				
NAME OF PERSON TO CONTACT REGARDING THIS FORM		TITLE		
ARCHIE M SUTTON		HR MANAGER		
ADDRESS (Number and Street, City, State, Zip Code)		TELEPHONE NUMBER	Ext	FAX NUMBER
129 N 2ND ST, YAKIMA, WA 98901		5095756090		5095756090
DATE	EMAIL	TYPED NAME/TITLE OF AUTHORIZED OFFICIAL		SIGNATURE 
		ARCHIE M SUTTON		

D. EMPLOYMENT DATA AS OF JUNE 30											FUNCTION TYPE 12	
(Do not include elected/appointed officials. Blanks will be counted as zero)												
1. FULL-TIME EMPLOYEES (Temporary employees are not included)												
JOB CATEGORIES	ANNUAL SALARY (In thousands 000)	TOTAL (COLUMNS B-K) A	MALE					FEMALE				
			NON-HISPANIC ORIGIN		HISPANIC D	ASIAN OR PACIFIC ISLANDER E	AMERICAN INDIAN OR ALASKAN NATIVE F	NON-HISPANIC ORIGIN		HISPANIC I	ASIAN OR PACIFIC ISLANDER J	AMERICAN INDIAN OR ALASKAN NATIVE K
			WHITE B	BLACK C				WHITE G	BLACK H			
Officials and Administrators	1. \$0.1-15.9	0	0	0	0	0	0	0	0	0	0	0
	2. 16.0-19.9	0	0	0	0	0	0	0	0	0	0	0
	3. 20.0-24.9	0	0	0	0	0	0	0	0	0	0	0
	4. 25.0-32.9	0	0	0	0	0	0	0	0	0	0	0
	5. 33.0-42.9	0	0	0	0	0	0	0	0	0	0	0
	6. 43.0-54.9	0	0	0	0	0	0	0	0	0	0	0
	7. 55.0-69.9	1	0	0	0	0	0	1	0	0	0	0
	8. 70.0 Plus	3	3	0	0	0	0	0	0	0	0	0
Professionals	9. \$0.1-15.9	0	0	0	0	0	0	0	0	0	0	0
	10. 16.0-19.9	0	0	0	0	0	0	0	0	0	0	0
	11. 20.0-24.9	0	0	0	0	0	0	0	0	0	0	0
	12. 25.0-32.9	0	0	0	0	0	0	0	0	0	0	0
	13. 33.0-42.9	0	0	0	0	0	0	0	0	0	0	0
	14. 43.0-54.9	0	0	0	0	0	0	0	0	0	0	0
	15. 55.0-69.9	0	0	0	0	0	0	0	0	0	0	0
	16. 70.0 Plus	1	1	0	0	0	0	0	0	0	0	0
Technicians	17. \$0.1-15.9	1	1	0	0	0	0	0	0	0	0	0
	18. 16.0-19.9	0	0	0	0	0	0	0	0	0	0	0
	19. 20.0-24.9	0	0	0	0	0	0	0	0	0	0	0
	20. 25.0-32.9	0	0	0	0	0	0	0	0	0	0	0
	21. 33.0-42.9	0	0	0	0	0	0	0	0	0	0	0
	22. 43.0-54.9	7	4	1	0	1	0	1	0	0	0	0
	23. 55.0-69.9	4	4	0	0	0	0	0	0	0	0	0
	24. 70.0 Plus	0	0	0	0	0	0	0	0	0	0	0
Protective Service Workers	25. \$0.1-15.9	0	0	0	0	0	0	0	0	0	0	0
	26. 16.0-19.9	0	0	0	0	0	0	0	0	0	0	0
	27. 20.0-24.9	0	0	0	0	0	0	0	0	0	0	0
	28. 25.0-32.9	0	0	0	0	0	0	0	0	0	0	0
	29. 33.0-42.9	0	0	0	0	0	0	0	0	0	0	0
	30. 43.0-54.9	0	0	0	0	0	0	0	0	0	0	0
	31. 55.0-69.9	0	0	0	0	0	0	0	0	0	0	0
	32. 70.0 Plus	0	0	0	0	0	0	0	0	0	0	0
Paraprofessionals	33. \$0.1-15.9	0	0	0	0	0	0	0	0	0	0	0
	34. 16.0-19.9	0	0	0	0	0	0	0	0	0	0	0
	35. 20.0-24.9	0	0	0	0	0	0	0	0	0	0	0
	36. 25.0-32.9	0	0	0	0	0	0	0	0	0	0	0
	37. 33.0-42.9	0	0	0	0	0	0	0	0	0	0	0
	38. 43.0-54.9	0	0	0	0	0	0	0	0	0	0	0
	39. 55.0-69.9	1	0	0	0	0	0	1	0	0	0	0
	40. 70.0 Plus	0	0	0	0	0	0	0	0	0	0	0
Administrative Support	41. \$0.1-15.9	0	0	0	0	0	0	0	0	0	0	0
	42. 16.0-19.9	0	0	0	0	0	0	0	0	0	0	0
	43. 20.0-24.9	0	0	0	0	0	0	0	0	0	0	0
	44. 25.0-32.9	4	0	0	0	0	0	2	0	2	0	0
	45. 33.0-42.9	9	2	1	0	0	0	5	0	1	0	0
	46. 43.0-54.9	1	1	0	0	0	0	0	0	0	0	0
	47. 55.0-69.9	1	1	0	0	0	0	0	0	0	0	0
	48. 70.0 Plus	0	0	0	0	0	0	0	0	0	0	0